



# Colorado Threads

Newsletter of the Colorado Quilting Council

*Adapting For Change & Long-Term Planning: Learning To Adapt To The Changes In Your Life*

## Inside this Issue

President's Note	2
Membership Update	2
Spring Retreat Wrap-up	3
Fall Retreat Update	3
Project Warm Hearts	4
Show and Tell	5
Committee News	6
Committee News Cont'd	7
Exhibits Reg. Form	8
Upcoming Workshops	9
Book Review	10
Block of the Month	11
Joyce Green Obituary	12
Fall Retreat Reg. Form	13
Board Directory	14, 15
Meeting Minutes	16
Business Directory	17, 18
Financial Health	19

Next Meeting

June 24th

10:00 a.m.

See back cover for details

June  
Edition 2023

Vol. 45 No. 6

Change is unavoidable but it doesn't mean creativity has to come to a screeching halt. Whether these life shifts are due to an unexpected accident, downsizing or bodily changes, Lilo will share her insights and easy and clever workarounds to keep the playing going for years to come.

Lilo Bowman has worked as a floral designer, translator, tour guide, wedding planner, and is now editor-in-chief of TheQuiltShow.com. Her work has been varied, often challenging, but always creative. Since early childhood, she has been instilled with the desire for and love of doing something with your hands, learned by observing the varied and beautiful items crafted by both of her grandmothers. Raised in a German culture, Lilo was always keenly aware of and fascinated with objects (whether utilitarian or decorative) that were attractively displayed while still being orderly. Food, travel (both as a military wife and tourist), and curiosity about other cultures have also played a large role in shaping Lilo's sense



June's Speaker Lilo Bowman via Zoom

of taste and design and her understanding of how others prioritize the items they choose to have in their homes. In addition, being surrounded by strong, independent, and civic-minded female role models, she has developed a sense of "you can do this" and "consider others" along the way.

When not working, Lilo travels, gardens, works on DIY projects with a ragtag bunch of rescue pets nearby, and spends time with her extended, loud, noisy,

always food- and travel-talking family.



LOVE  
your  
creative  
space

## *A Note from CQC's President... by Cathi Gerlach*

Dear Members,

A huge thanks to Terri Sontra for stepping in at the last minute to present her delightfully informative 'History of the Sewing Machine' (who would have guessed Singer was such a louse?!!) and I thoroughly enjoyed the lovely antique items Terri showed us. Kudos to Pam Ballard for scrambling to find a replacement speaker. Seems like Pam has a good handle on next month's topic... I'm looking forward to what Lilo Bowman has to say about "Adapting to Change".

I would like to thank Carol Cook, our Librarian, every month she brings books to the meeting for us to borrow. If there are specific books you would like to take home, just contact Carol. She will bring them to the meeting for you to pick up or mail them to you, if you are willing to pay the postage. The library is a great resource for our members. Just go to our website, click on the CQC

Library button under Resources at the bottom of the CQC home page to search the library.

Project Warm Hearts is in need of blocks for their charity quilts. Each block you make earns you a point toward chances of winning an entire quilt for the charity of your choice. Helping complete the quilts by sewing the tops together, quilting the quilts or binding them also earns you points. Stop by the Project Warm Hearts table at the General Meetings for more information and the new pattern.

It's time to register for Fall Retreat! Ruth Ann Berry will be joining us with her beautiful Braided Bargello quilt from October 13th to 15th. This year we will be at the Holiday Inn & Suites Denver Tech Center. There is a large meeting room and each retreator will have a separate table for their sewing machine and cutting mat. For more information go to page 3.

Carol Cook has done a wonderful job with Fall Retreat these past three



years! She has been the chairperson for Fall Retreat for a total of six years! She has earned a well deserved break. We are looking for a new chairperson for 2024. Carol would love to train you while she is preparing for our October Retreat. Please contact Carol or myself if you are interested in helping CQC in this way.

I look forward to seeing you at our June meeting.  
Take Care,  
Cathi

## *Membership Update... by Dawn Pettinger* **QUILT-A-FAIR VENDORS - IS YOUR MEMBERSHIP UP-TO-DATE?**

CQC's current membership roster includes 314 individual members, 64 business members, and 16 guilds and show members, for a grand total of 394 members. Quilt-a-Fair vendors must be current members of CQC in order to have a booth at the September event. Is your shop's CQC membership current?

If your individual, business, or guild membership is up for renewal, there are three convenient ways to update your membership benefits:

- New and renewing members may register and pay membership dues online (just be sure to scroll down past the Membership Form to find the online options at the bottom of the membership page) at [www.coloradoquiltingcouncil.com](http://www.coloradoquiltingcouncil.com).
- Turn in the completed membership form with your payment at any of our in-person meetings.
- Memberships may also be obtained by completing and printing the Membership Form found online at the CQC website and mailing it with your payment to:

Colorado Quilting Council

Attn: Membership

P. O. Box 295

Wheat Ridge, CO 80034-0295

If you have any questions regarding your membership renewal due date or membership benefits, please contact Dawn Pettinger at [dawnw1105@aol.com](mailto:dawnw1105@aol.com) or (303) 857-4006.



## Spring Retreat Wrap-up... by Katie Melich

Spring retreat was amazing! 39 retreaters had a great time visiting, sewing, doing a quick 4 seams for an ABC charity quilt, opening door prizes and sharing meals. We filled the room with laughter and there were a few group 'therapy' sessions.

I am so thankful for the help from the committee which included: Jean Ruger, Melanie Eber, Glenda Brown, Daisy Sedalnick, Maryann Ray, and of course Pam Ballard for her ability to get door prizes donated. A special shout out to Lee Hutsler who brought a bundle of door prizes and also a bunch of fabrics to give away. Polka dots anyone? In addition, I would like to thank everyone that helped with set up and take down.

The sharing of ideas, encouragement and, of course, fabrics is always appreciated and shows a generosity of spirit in our CQC community.



### Fall Retreat Oct 13 - 15, 2023 Braided Bargello with Ruth Ann Berry

Join us for a fun-filled weekend learning to make a beautiful Braided Bargello quilt with Ruth Ann Berry from October 13 -15, 2023. Ruth Ann is the author/designer of three quilt books and multiple patterns and has taught at many venues including the International Quilt Festival in Houston. Quilters will be able to choose from twelve different Braided Bargello patterns which finish about 40" x 60". Kits will be available for purchase in multiple color palettes for a reasonable \$60, or quilters are welcome to bring their own fabrics of course. A sample made in the Sailor's Knot pattern will be available to view at the monthly CQC general meetings.

Fall Retreat will be held at a new location this year, the Holiday Inn & Suites Denver Tech Center, 6638 South Nome St, Centennial, CO

### Fall Retreat Update.. by Carol Cook



(east of I-25 near Arapahoe Road). Each room will have either a king-size bed, or 2 queen beds. This contemporary and comfortable hotel has rooms with thoughtful amenities like Beautyrest Recharge Plush mattresses, free WiFi, 43" Samsung LED TVs, microwaves, mini-fridges, & Keurig coffee makers. Double queen rooms have shower/tub combos, and king rooms have stand-up showers.

Our retreat will be held in a large meeting room which will accommodate up to 25 retreaters with each at a separate table for their sewing machine and cutting mat. Breakfast and lunch are included. For dinner, retreaters will be able to dine at any number of nearby restaurants, the on-site restaurant, Burger Theory, or arrange to have dinner delivered. Member prices for the weekend are shown on the registration form and are less than the 2021 Fall Retreat prices. The class fee for the Braided Bargello is \$65 per person.

Ruth Ann will be providing a trunk show during the retreat which is available to all attendees even those not enrolled in the Braided Bargello workshop. There will be some entertaining activities and lovely door prizes given. Please consider joining in on this fun-filled weekend.

Please feel free to contact Carol Cook at [cook121@comcast.net](mailto:cook121@comcast.net) for additional information. The Fall Retreat Registration form is on page 13.

# Project Warm Hearts... by Heather Lundquist and Judy Cremers

WOW! It's June, already! Judy and Heather have made it through the first half of the year managing Project Warm Hearts. We are very grateful for those members who have made blocks using our first designs, Balkan Puzzle and Square in a Square x3. Other members have come forward to assemble the blocks, quilt the sandwich, and bind to finish the quilts to be won and donated to the winner's favorite charity. Everyone who contributes to the finished quilt earns points and is eligible to win by random drawing from the list of points. Each block is worth one point; assembly, quilting and binding are each worth three points. Some members have taken the challenge of using donated fabrics (thank you eQuilter) or the odd groupings of blocks/kits that Judy and Heather have put together. We appreciate all of your creations!

This month, we have a new block for you to try. It is a Scrappy Four X. This is a wonderful way to use up some of those scraps creating strip sets. Full directions are here in the newsletter and will be on the website. If you want to make blocks but don't come to meetings to turn them in, blocks can be mailed to Heather at 726 Folklore Ave, Longmont, CO 80504. Be sure to include a copy of the submission form with your name, contact information, and recipient charity if you win with your blocks.

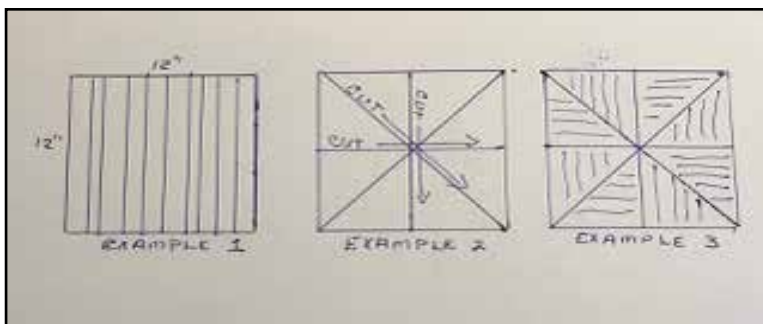
Lastly, Heather is trying to account for quilts in progress from previous years. Each quilt top is given a number which follows the quilt throughout the finishing process. Please check your UFO's. If you find one of these treasures, please let Judy (judyc2@comcast.net) or Heather (hglund@gobrainstorm.net) know how we can help get them completed. Thank you!

Warm Hearts quilt winners, March and April 2023 were Jean Alden, Mary Rush, Laural Hoppes, and Charlene Wilderman. The quilts were donated to Ralston House and Children's Hospital.

## Scrappy Four X

10" Finished. Use 1 1/2"-2" wide strips at least 12" long. Use harmonious colors in a variety of lights, mediums and darks.

1. Stitch the strips together lengthwise to make a strip set at least 12" square. See Example 1.
2. Press all seams in the same direction.
3. Cut the strip set into 8 triangular pieces: corner to corner, top to bottom, and side to side. Example 2.
4. Rearrange triangles into a pleasing set with the vertical and horizontal strips perpendicular to each other. Don't overthink it! See mExample 3.
5. Stitch each quarter (2 triangles) of the layout together. Do not try to match seams. It's ok - just breathe!
6. Set the quarters back into a square and stitch together as you would a four-patch. Be careful to keep the quarters turned correctly perpendicular to each other.
7. Press the seams.
8. Trim block to 10 1/2".



## Colorado Quilting Council- Project Warm Hearts

Your Name:

Phone:

Email:

Project Warm Hearts block name:

Number being submitted:

Charity or Non-Profit organization to which you choose to donate a finished quilt:

Charity Contact information (if you know it), and/or website reference:



# Show & Tell-Quilts shown at CQC meetings by members and guests



Encouraging Words



Keepsakes and Memories



Stitch - Zen by: Karen Sullivan



Dresden Plate



Stacked Bricks



Pineapple Illusion by: Laurel Hoppes



Synergy Remix

by: Jenette Jenks



Crystal Blue



Starry-Eyed Robots by: Heather Lundquist



Needlework Around the World  
by: JaNelle Erickson




Fairies in my Garden



left: Galifrayan Genealogy

right: Ocean Bottom  
by Pam Ballard



Karen Sullivan - Embroidery Stitches Sample Book.



Gourmet Anchovies

by: Pam Ballard



A Luring Sampler

right: unknown





# Committee News & Needs

The weather's warming up and you might be thinking of exploring beautiful Colorado. Before you hit the road, think about downloading the Quilt Trails table for the areas you may be visiting. We completed an inventory of the Trails at the end of last year, so the tables should be relatively accurate. But, if you find a block that isn't on a trail list or find one on the list that is no longer there, I would love to hear from you. I don't post sites on the

## QUILT TRAILS

Trail page unless I have permission, so there may be a good reason we don't list a site. But more than likely, we just don't know about it.

For those of you who may want to make blocks, we are not currently doing that through CQC. However, I've learned of a maker space up in Broomfield at Planks and Paint that is set up to do that either by booking a private party, or for one or two at a time during their usual hours as a drop in. They have

also given a class with The Quilt Store a few doors down and may be offering this again in the future.

Pat Smith

CQC Quilt Trails Coordinator

<https://www.coloradoquiltingcouncil.com/quilt-trails>

Email: [cqcquilttrails@gmail.com](mailto:cqcquilttrails@gmail.com)



Stegosaurus Log Cabin, Morrison Natural History Museum

## VOLUNTEERS NEEDED FOR QUILT-A-FAIR 2023

Want free admission for a day at Quilt-a-Fair? Volunteer for a 2 ½ hour shift and your admission is free for that day. In 2022, volunteers worked over 160 shifts to staff Quilt-a-Fair and assure a successful show. Volunteers make all the difference!

### Volunteer Opportunities

- >Admissions Desk: 4 workers per shift are needed to admit participants and take money
- >Raffle Quilt: 2 workers per shift are needed to sell raffle quilt tickets
- >Silent Auction: 2 workers per shift are needed to set out auction items, oversee bids, and close the bidding
- >White Glove: 3 workers per shift to control traffic through the special kids quilt exhibit, answer questions, and oversee the lunch area
- >Hospitality Cart: 2 workers per shift are needed to distribute water to vendors
- >Assist with activity booth for kids: 1 or 2 workers per shift to assist with kids simple quilt-related activities
- >CQC Book Sales: 1-2 workers per shift are needed to sell books
- >Hang Member Quilt Show on Tuesday: 6-8 are needed
- >Floaters: 6-8 are needed a day for filling slots, troubleshooting, taking the show down Saturday afternoon

Shifts will be approximately 9-11:20 am, 11:20-1:40 pm, and 1:40 to 4 pm on Thursday and Friday. Saturday needs only the first two shifts plus takedown staff.

To volunteer for any of these positions contact:

Pat Cleaveland, 303-642-3338 or [patcleaveland@msn.com](mailto:patcleaveland@msn.com), Heather Lundquist, 970-759-4736 or [hglund@gobrainstorm.net](mailto:hglund@gobrainstorm.net). Please indicate the days, times, and tasks you prefer and your phone number and email address.

## WAYS & MEANS

As a lot of you know, the Ways and Means Committee had a booth at last year's Quilt-A-Fair with fabrics, patterns, kits, notions, and even nine quilts that were donated to CQC. We would like to continue having a booth, with your help. If you have any fabric and quilt related things you no longer want, would you please consider donating these items to Ways and Means? The money earned will go towards bringing in quality speakers for our meetings, and also to help defray other CQC costs. Also, if you know of anyone who is cleaning out their stashes, please give them my name, phone number, or email address. Thank you!

Daisy Sedalnick,

Ways and Means Chairperson

(303) 427-8325 [Cr0se0075t@comcast.net](mailto:Cr0se0075t@comcast.net)

## PRESIDENT'S QUILT

Link for the pattern: <https://www.fatquartershop.com/album-quilt-block-free-pattern>

Use a batik (any color) for the print and a white-on-white for the background. Please complete the block and sign the center section with permanent ink. Blocks need to be received no later than June 30, 2023. Blocks can be provided to Laural Hoppes or Carol Cook (library) at the meetings in person or mailed to:

Laural Hoppes/President Block  
P.O. Box 295 Wheat Ridge, CO  
80034-0295.

# Committee News & Needs Cont'd

All packages of tickets have been mailed out. Due to a review by the Post Office of how we had originally packaged the tickets, we had to redo the type of envelope, delaying the process. If you have not received any please notify Sue Comeau or Vicky Stricker. If you would like additional tickets, please contact us and we will make arrangements to get them to you. Please return all money collected from these ticket sales to us as soon as possible.

In May the quilt was on display during the Spring

## RAFFLE QUILT TICKET SALES



Retreat. We'd be happy to bring StarFlight to any quilt guild meetings...contact us to discuss time and date. We have a couple of showings arranged for June: On Pins and Needles in Brighton on June 3rd, during the Shop Hop for the Northern Colorado Quilt Stores. Also, look for StarFlight at the Arapahoe County Quilters event on Saturday, June 10th.

## CQC LIBRARY SENDS OUT A THANK YOU

A huge, huge thank you to Lucille Rypinski for donating a gently used Windows 11 laptop to our library. This will replace the current Windows 8 laptop which is no longer being supported by Microsoft with technical and security updates. Also, just a reminder, members can search our on-line database, LibraryThing, to find books and request these be brought to our monthly general meetings. A link to LibraryThing and instructions on using it are located near the bottom of the CQC home page under Resources. Please contact Carol Cook at [cqclibrary@gmail.com](mailto:cqclibrary@gmail.com) to request books prior to the meetings.

## AT LAST, A CHANCE TO EXHIBIT YOUR QUILTS!

### Exhibits Update

News regarding the DIA exhibit and important dates to remember! CQC will be allocated 7 display cases along the North Security Bridge, one of which will be designated for our logo and information about CQC. The other 6 will display our quilted pieces. The remaining 14 cases will be divided up between Rocky Mountain Quilt Museum & the Wa Shonaji Quilt Guild. The theme for the exhibit will be quilted items that relate to Colorado/Denver or

Aviation. Maximum size is a crib size.

The graphic designer at DIA will create the media for the CQC info case and the placards about each quilt. Please include the name of your piece, the maker(s) and any facts about the piece. Please email me and Cathi Gerlach by July 14 if you intend to submit a quilt for this exhibit. Include the name/theme of the piece and approximate size and send to [rosieboettger@hotmail.com](mailto:rosieboettger@hotmail.com) and [cathigerlach@yahoo.com](mailto:cathigerlach@yahoo.com).

[com](http://www.dia.com).

DIA would like our final list of quilts by August 14. The quilts will be hung between September 27th and 29th, we will have one day to deliver the quilts and assist with hanging.

Hoping everyone is planning and stitching. We will need to have your entries by the first of August instead of the August general meeting! Let's show off what wonderful quilters we are and make CQC proud!

Rosie Boettger-Exhibits Chair

*\*Registration form on next page*

## Door Prize Winners from the General Meeting on 5/20

### Zoom

- Vickie McCaslinr  
- Joyce Alden-Schuyler

- Gerri Denison  
- Betty Andrews



### In-Person

- Elaine Hoffman  
- Linda Walgren

- Barb Edmonds  
- Sue Comeau

# DIA Quilt Show Entry Form



*One form must be submitted for every quilt entered.*

**Entry MUST include a photograph of the quilt!**

Complete this portion of the form, **include a color photo (printed or emailed in JPEG format)**, then mail, email or hand deliver by July 22 2023 to:

Rosie Boettger  
10951 Kitty Dr.  
Conifer, CO 80433  
Rosieboettger@hotmail.com  
720-934-1500

Name \_\_\_\_\_

Address \_\_\_\_\_

City \_\_\_\_\_ State \_\_\_\_\_ Zip \_\_\_\_\_

Phone \_\_\_\_\_

Cell \_\_\_\_\_

Email \_\_\_\_\_

Estimated value \$\_\_\_\_\_. This amount may not exceed \$250 for twin, \$500 for larger quilts, unless accompanied by a written appraisal by a Certified Appraiser.

On the lower half of this form (25 words or less), please include the following information: Pattern name/designer; person (s) who made the quilt; if pieced/appliqued by machine, hand or both; person (s) who quilted it; if quilted by machine, hand or both; location and date completed.

**Make a copy of this entire form before submitting.**

← Cut here →

**Note: All quilts must be in a cloth bag like a pillow case.**

**This portion of the form must be pinned to the outside of the cloth bag when delivering the quilt.**

**One form must be attached to every quilt entered.**

Name \_\_\_\_\_

Address \_\_\_\_\_

City \_\_\_\_\_ State \_\_\_\_\_ Zip \_\_\_\_\_

Phone \_\_\_\_\_

Cell \_\_\_\_\_

Email \_\_\_\_\_

\* All entries may not be displayed.

The theme for this exhibit is:  
Aviation, Planes, Denver or Colorado.  
Piece Sizes approximately crib size  
(36" x 60")

**Entry form deadline is July 22 2023**

**Official Use Only—Entry # \_\_\_\_\_**

## QUILT INFORMATION:

Quilt Name \_\_\_\_\_

Size as it hangs: Horizontal \_\_\_\_\_ Vertical \_\_\_\_\_  
(Quilt needs to be crib size, no larger than 36" x 60")

**Quilt must have an identification label on back of quilt—maker's name or owner, title and date made.**

Quilts must be submitted in person by the July General

Meeting or to these locations below:

Select Quilt Drop Off Location:

\_\_\_\_\_ Rosie Boettger  
10951 Kitty Dr.  
Conifer, CO 80433  
720-934-1500

\_\_\_\_\_ Sue Comeau  
7486 W. Saratoga PL  
Littleton, CO 80123  
720-971-0125

\_\_\_\_\_ Suse Eagle  
6188 S. Madison Dr.  
Centennial CO 80121  
513-226-6875

I understand that the QAF show committee reserves the right to display the quilts in any manner it deems necessary, and by entering the exhibit I am giving my tacit approval. I allow my quilt to be photographed during the show. I understand that I am responsible for my own insurance. I understand that no responsibility for loss or damage to my entry will be assumed by CQC, its officers, agents or volunteers. CQC will take all reasonable precautions to protect my entry.

Signature: \_\_\_\_\_ Date: \_\_\_\_\_

## QUILT INFORMATION:

Quilt Name \_\_\_\_\_

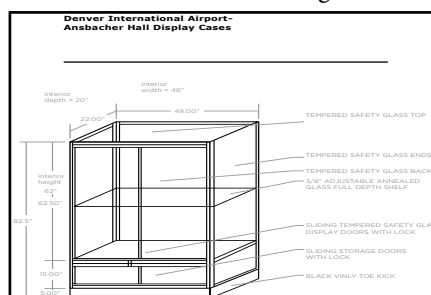
Size as it hangs: Horizontal \_\_\_\_\_ Vertical \_\_\_\_\_  
(Quilt needs to be crib size, no larger than 36" x 60")

Quilt Pickup Arrangements:

\_\_\_\_\_ I will pick up my quilt at Rosie's, Sue C's or Sue E's home. (circle one)

\_\_\_\_\_ I declare \_\_\_\_\_ will pick up my quilt at Rosie's, Sue C's or Sue E's home (circle one)

\_\_\_\_\_ At the General Meeting at the closing of the exhibit.



\* The usable space is 62"H x 46"W x 20"D.



# Upcoming Workshops

\*Please note, there is no scheduled workshop for June

## 2023 WORKSHOPS

### Lone Star Quilt

Sun, July 23  
with Nancy Roelfsman  
@ Boy Scouts of America -  
Colorado Adventure Point  
9:00 AM – 4:00 PM



### About the event:

This classic is sometimes classed the “Star of Texas”, “Bethlehem Star”, and “Radiant Star”. Whatever you want to call it, I will teach you the quickest and most precise methods to make this quilt. In the class you will decide what fabrics and size will work best for the quilt you want to make.

### Raw-edge Collage

Sun, August 27th  
with Jane Haworth  
@ Boy Scouts of America -  
Colorado Adventure Point  
9:00 AM – 4:00 PM



### About the event:

Choose one of her sunflower patterns or bring your own to create a raw edge appliqué wall hanging. Using a variety of fabrics including scraps we will fussy cut and trace shapes and then glue them onto the design before free motion quilting. The quilt can either be finished as a 15” hanging using a binding or stretched onto a 12” artist’s canvas.

6/24/23 (Zoom)	Lilo Bowman	Adapting For Change & Long-Term Planning: Learning To Adapt To The Changes In Your Life	6/25/23 (Zoom)	*No Workshop
7/22/23	Nancy Roelfseman	Why we Quilt	7/23/23	Lone Star Quilt
8/26/23	Jane Haworth	Memory Quilts - History, Stories and How to...	8/27/23	Raw-edge Collage
10/28/23	Ilene Bartos	Borders, Sashings and More	10/29/23	String Piecing Reimagined
12/02/23 (Zoom)	Daisy Aschehoug	Evolution of my Design Process	12/03/23 (Zoom)	Basic Curves: Traditional and Curvy

The Colorado Quilting Council, Inc. (CQC) is a statewide organization of people interested in preserving the heritage of quilting, promoting excellence in quilting and related arts, and in providing a source of information and inspiration.

Membership dues are \$30/year with the newsletter online and \$70 with the newsletter mailed. Membership is for 12 months. Membership pins can be replaced for \$25. The guest fee at general meetings is \$10.

Colorado Threads, the official publication of CQC, is published and mailed 11 times a year. The council reserves the right to select articles and advertising that reflect the purposes of the council. Articles, photos and advertisements need to be submitted to the editor at [cqceditor@gmail.com](mailto:cqceditor@gmail.com) by the 15th of the preceding month.

Advertising in the newsletter is only available to members of CQC. The Business Directory is \$35 per year. Monthly ad prices are: Full page \$100, half page (horizontal) \$50, quarter page (vertical) \$35, and one-eighth page (horizontal) \$25.

Request ad space and send fees to Martha Johnson Advertising, Colorado Quilting Council,  
P.O. Box 295, Wheat Ridge, CO 80034-0295.

Email copy and photos to the newsletter editor at [cqceditor@gmail.com](mailto:cqceditor@gmail.com).

Send address changes to: 1st Vice President for Membership, Colorado Quilting Council, Inc.,  
P.O. Box 295, Wheat Ridge, CO 80034-0295.


For information on CQC: [www.coloradoquiltingcouncil.com](http://www.coloradoquiltingcouncil.com).

# Book Review – Love Your Creative Space...

## by Carol Cook

Many quilters and fiber artists struggle with maintaining an organized and inspiring workspace. It is difficult to be our creative best when overwhelmed by clutter or unable to locate tools or project materials. In her book *Love Your Creative Space* (2020, C & T Publishing), Lilo Bowman challenges us “Don’t let the size of the room, budget or physical limitations keep you from having a space you love.” Lilo created this book after authoring a weekly topic “Let’s get organized” on The Quilt Show blog and has organized it into four major sections. In My Stuff, the maker is encouraged to plan and set a date to get started. The first step is to sort and purge the stash starting with soft stuff (fabric, scraps, thread, yarn, and batting) then addressing tools, adhesive materials, markers, and embellishments. Throughout this section, Lilo provides many storage options based on the space available, whether a large studio or a small space tucked into a shared room or even a small closet. Many ideas for repurposing items already on-hand are identified instead of purchasing budget-busting specialized furniture. It’s acknowledged that organizing one’s stuff takes time and the maker is encouraged to handle it in several shorter periods to avoid getting overwhelmed.

In My Space, quilters should assess their personal taste, budget, and the space available to develop a plan to create an organized and inspiring space. Ideas for containing clutter, personalizing your space, and using horizontal and vertical storage are provided. Wall and flooring options, lighting and magnification options and cleaning routines are discussed as well. Ideas for frequent movers to make relocating a workspace easier are offered Lilo provides a section on



adapting a quilter’s workspace for reduced capabilities due to illness or aging.

The My System section shows examples of how to personalize the workspace and to create an inspiring design wall. Readers are encouraged to have a designated temporary space for UFOs and WIPs and create a catalog to keep track of these projects. Storage of magazines and books which can take significant space is addressed. Several options are presented for storage of quilt tops and completed quilts to reduce potential damage. Quilters are encouraged to display completed quilts and other meaningful works to keep their creativity flowing.

The fourth section, Studio Gallery, illustrates the quilting studio designs of six well-known designers, which range in size from a small corner of a living space to a large studio space in



a new construction. There are plenty of photos of these spaces which demonstrate many of the workspace options and considerations discussed earlier in the book. Quilters will be able to adopt these ideas in their own spaces, depending on their preferences and space available.

*Love Your Creative Space* is a comprehensive guide to improving a maker’s workspace with many options provided depending on the budget, space available and the quilter’s personal taste. There are hundreds of full-color photos and clearly explained considerations for different needs. The process may be time consuming, but quilters are encouraged to set aside time weekly or monthly to achieve an organized and inspiring workspace.

If you would like to check out any of the 2000+ items in the CQC library, please contact Carol Cook at [cqclibrary@gmail.com](mailto:cqclibrary@gmail.com) and the items will be brought to the next in-person meeting. It is also possible to mail items if you are willing to reimburse the postage which usually is less than \$5. Our CQC Library has an on-line search tool so members can find books and videos of interest. Just click on the “CQC Library” button under Resources at the bottom of the CQC website home page to search the library. A tutorial for using the library search tool has been added to the website as well. Click on the “CQC Library Instructions” tab under Resources to access it.





# Block of the Month... by Sandy Wheeler

## Folded Star Block 7 - June

Dark Fabric:


Cut 2 squares 5 1/2"

Medium Dark Fabric:

Cut 1 square 4 1/2"

Cut 4 squares 3 1/8"

Cut 2 squares, 5 1/2"



Medium Fabric:

Cut 4 squares 2 1/2"

Cut 2 squares 3 1/8"

Light Fabric:

Cut 6 squares, 3 1/8"

Cut 4 squares, 2 1/2"

Center Square:

On the back of each of the 2 1/2" medium squares, draw a diagonal line from corner to corner. This will be your sewing line. Place a corner square on opposite corners of the 4 1/2" medium dark square. Sew on the drawn line and trim it 1/4" away from the sewn line. Repeat with a second 2 1/2" square on the opposite corner and trim. Press the corners out. Repeat with the other two 2 1/2" square on the other two corners. Square up to 4 1/2"

Corner Squares:

Layer each 3 1/8" Medium Dark square with a 3 1/8" Light square right sides together and each 3 1/8" Medium square with a Light square, right sides together. Following the general directions, make half square triangle blocks with each\*. Square these blocks up to 2 1/2" before continuing with the next step.

Following the diagram, sew each Med Dark/Light square together with a Med/Light square and each 2 1/2" light square together with a Med/Light square.

Assemble the corner square according to the shaded diagram.



Side Squares:

Layer each Dark Fabric square, right sides together, with a Light Fabric square. Follow the general directions for quick quarter square triangles\*\*. Sew together in squares, matching long sides of the triangles.

Square all sections up to 4 1/2" and assemble block using shaded diagram for placement.

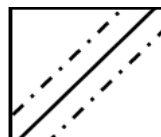
\*To make quarter square triangles: On the back of the lighter of the fabrics, draw a line diagonally from corner to corner. Then another line diagonally from corner to corner making an X. These will be cutting lines. Then 1/4" on either side of one of the lines, draw 2 stitching lines.

With two squares, right sides together, sew on the two outside stitching lines. Then cut into 2 halves on the line between the two stitching lines. Then divide those two parts on the other line. Press out and you will have 4, 1/4 square triangles.



\*\*To make half square triangle blocks: On the back of the lighter of the fabrics, draw a line diagonally from corner to corner. Then 1/4" on either side of this cutting line, draw 2 stitching lines.

With two squares, right sides together, sew on the two outside stitching lines. Then cut into 2 halves on the line between the two stitching lines. Press out and you will have 2, half square triangle blocks.



Copyright 2023  
Sandra Wheeler  
Angel Things Designs

## Joyce Green Obituary... by Dawn Mills

Joyce was a longtime CQC member. She joined in 1987 and was also the owner of the Patch Works quilt shop in Longmont. Along with her longtime friend Doris Seeley, she co-chaired Quit-a-Fair for many years. Joyce had a true love of anything quilting. She loved being able to bring her finished quilts to Show and Tell and say 'It Is Finished'. Her family background was Pennsylvania Dutch and she started tying quilts with her mom when she was a little girl. She belonged to the Quilt Sitters Circle which was a spin-off group from a Mary Ellen Hopkins seminar. They met at the Patch Works Shop



The family is having a private Celebration of Life later in the year. In lieu of flowers, please make a donation to TRU Community Care Hospice in memory of Joyce Green <https://www.trucare.org>. Memories and condolence may be shared at [ahlbergfuneralschapel.com](http://ahlbergfuneralschapel.com).

monthly, they received many of Mary Ellen's patterns throughout the years. Joyce was the mom of 7 children, with 18 grandchildren and 22 great grandchildren and she lived in Longmont, Co. She is fondly remembered by her fellow quilters who loved how kind, patient, fun and giving she was. A favorite memory was working with her at the admissions table at Quilt-a-Fair greeting quilters and old friends and having time to catch up and sharing a love of quilts.

- ▶ CQC Member Quilt Show  
~Enter your quilt for member show.
- ▶ Kids Quilts Exhibit  
& Hands-On Activities  
~Co-Sponsored by 
- ▶ Special Exhibit-Vicki Conley  
"National Park Quilts"
- ▶ New Show Floorplan
- ▶ Show Sponsors
- ▶ Vendor Show Specials
- ▶ \$10 Door Admission (\$8 on Sat)  
~Sign up to volunteer and get free show entry!
- ▶ Children under 10 free
- ▶ Service dogs only

# Quilt~a~Fair 2023

## Celebrate Quilting!

Quilt Show & Vendor Market  
by The Colorado Quilting Council

Sept 21, 22, 23  
9a-4p Thurs & Fri  
9a-3p Sat

**Thank you to our sponsors**



Boulder County Fairgrounds, 9595 Nelson Rd, Longmont

 **Show Information & Updates**  
[coloradoquiltingcouncil.com/quilt-a-fair](http://coloradoquiltingcouncil.com/quilt-a-fair)

Questions? Contact Dawn Mills,  
Chairperson  
(303) 929-8543  
[cqcquiltfair@gmail.com](mailto:cqcquiltfair@gmail.com)



## Fall Retreat

### October 13-15, 2023 Registration Form with Ruth Ann Berry

Please enter all information below. It is essential we have an emergency contact for you. A separate form is needed for each individual registering. **Registrations will be accepted starting June 1st** on a first come basis based on the postmark. The retreat will be held at the Holiday Inn & Suites Denver Tech Center, 6638 S Nome St, Centennial, CO 80111 (near I-25 and Arapahoe).

Name: \_\_\_\_\_ Phone #: \_\_\_\_\_

Address: \_\_\_\_\_ City: \_\_\_\_\_ State: \_\_\_\_\_ Zip: \_\_\_\_\_

Email: \_\_\_\_\_

Emergency Contact (Name & Phone #): \_\_\_\_\_

#### Room Accommodations:

Persons per Room: \_\_\_\_\_

Room type: \_\_\_\_\_ One King Bed, or \_\_\_\_\_ 2 Queen Beds

Roommate(s) Requested: \_\_\_\_\_

\_\_\_\_\_

\_\_\_\_\_

All rooms are non-smoking.

#### Retreat Options:

\_\_\_\_\_ Braided Bargello Workshop (\$65)

\_\_\_\_\_ I Will Retreat Only

#### Dietary Considerations:

\_\_\_\_\_ Dairy free \_\_\_\_\_ Vegetarian

\_\_\_\_\_ Gluten free \_\_\_\_\_ Shellfish Allergy

\_\_\_\_\_ Other, please identify \_\_\_\_\_

Please attach a specific list of your dietary needs so that we may accommodate them as best as we can. We must be notified by September 12, so the kitchen staff can plan accordingly. Late requests cannot be accommodated.

#### Costs (includes 2 nights lodging and 4 meals):

\_\_\_\_\_ 3 or 4 people per room; Cost = \$260 per person

\_\_\_\_\_ 2 people per room; Cost = \$310 per person

\_\_\_\_\_ 1 person per room; Cost = \$420 per person

\_\_\_\_\_ Braided Bargello Workshop; Cost = \$65 per person

Total: \$ \_\_\_\_\_

Method of Payment:

\_\_\_\_\_ Check **(Make Checks Payable to CQC)**

\_\_\_\_\_ Credit Card Number: \_\_\_\_\_

Expiration Date: \_\_\_\_\_ Security Code: \_\_\_\_\_

**Refund policy:** If written notification of cancellation is received by September 12, a full refund (minus a \$15 handling fee) will be returned to you. If after September 12, a refund (minus the \$15 handling fee) will be given only if the retreat space can be filled from the waiting list. If the retreat is canceled by CQC, you will be notified as soon as possible, and a full refund will be given.

#### Mail Form (with Check) to:

**Carol Cook**

**10236 Ross Lake Dr**

**Peyton, CO 80831**

Email questions to Carol at [cook121@comcast.net](mailto:cook121@comcast.net)  
(indicate CQC Fall Retreat in the subject line).

**Registration and payment must  
be received no later than  
September 12.**

# Board Directory

President	Cathi Gerlach	<a href="mailto:cathigerlach@yahoo.com">cathigerlach@yahoo.com</a>	303-674-3126
1st VP / Membership	Dawn Pettinger	<a href="mailto:dawnw1105@aol.com">dawnw1105@aol.com</a>	303-857-4006
2nd VP/ Programs	Pam Ballard	<a href="mailto:ballardpf@comcast.net">ballardpf@comcast.net</a>	303-280-4904
2nd VP/Programs 2024	Judy Forkner	<a href="mailto:judyforkner@gmail.com">judyforkner@gmail.com</a>	303-541-0888
2nd VP Pprograms 2024	Denise Frontczak	<a href="mailto:denise.frontczak@gmail.com">denise.frontczak@gmail.com</a>	303-819-0982
Secretary	Betty Andrews	<a href="mailto:bettyandrews87@yahoo.com">bettyandrews87@yahoo.com</a>	720-662-4564
Treasurer	Penny Christensen	<a href="mailto:pichristensen@hotmail.com">pichristensen@hotmail.com</a>	303-947-7834
Past President	Laural Hoppes		
Block of the Month	Sandy Wheeler	<a href="mailto:angelthings@gmail.com">angelthings@gmail.com</a>	303-902-4324
Bookkeeper	Sue Keck	<a href="mailto:ksusankeck@aol.com">ksusankeck@aol.com</a>	303-884-0344
Charity Quilt Project Warm Hearts	Judy Cremers	<a href="mailto:judyc2@comcast.net">judyc2@comcast.net</a>	303-579-2420
Charity Quilt Project Warm Hearts	Heather Lundquist	<a href="mailto:hglund@gobrainstorm.net">hglund@gobrainstorm.net</a>	970-759-4736
Communication Coordinator	Melissa Russell	<a href="mailto:cqceditor@gmail.com">cqceditor@gmail.com</a>	720-353-0271
Competition	Ellen Palmer	<a href="mailto:ellenpalmer@centurylink.net">ellenpalmer@centurylink.net</a>	303-730-6080
Corresponding Secretary	Pat MacMillan	<a href="mailto:pmacmillan.q@gmail.com">pmacmillan.q@gmail.com</a>	303-319-5691
CQC Quilt Collection	Glenda Brown	<a href="mailto:ge.brown@comcast.net">ge.brown@comcast.net</a>	303-666-4414
Exhibits	Rosie Boettger	<a href="mailto:rosieboettger@hotmail.com">rosieboettger@hotmail.com</a>	720-934-1500
Games Manager	Penny Christensen	<a href="mailto:pichristensen@hotmail.com">pichristensen@hotmail.com</a>	303-947-7834
Games Manager	Katie Melich	<a href="mailto:ktmelich@gmail.com">ktmelich@gmail.com</a>	303-562-4563
Gifts and Grants	Betty Andrews	<a href="mailto:bettyandrews87@yahoo.com">bettyandrews87@yahoo.com</a>	720-662-4564
Grants	Sue Halpern	<a href="mailto:shalpern40@aol.com">shalpern40@aol.com</a>	720-485-4355
Hall of Fame	Pat Cleaveland	<a href="mailto:patcleaveland@msn.com">patcleaveland@msn.com</a>	303-642-3338
Heritage	Sue Halpern	<a href="mailto:shalpern40@aol.com">shalpern40@aol.com</a>	607-759-5150
Historical Documentation	Glenda Brown	<a href="mailto:ge.brown@comcast.net">ge.brown@comcast.net</a>	303-666-4414
Historical Documentation	Chris Jacques	<a href="mailto:chrisqc@gmail.com">chrisqc@gmail.com</a>	
Hospitality	Mary Rush	<a href="mailto:mlrush4180@gmail.com">mlrush4180@gmail.com</a>	303-947-0250
Library	Carol Cook	<a href="mailto:cqclibrary@gmail.com">cqclibrary@gmail.com</a>	719-465-2667
Mystery Quilts	Sue Keck	<a href="mailto:ksusankeck@aol.com">ksusankeck@aol.com</a>	303-884-0344
Newsletter Advertising	Martha Johnson	<a href="mailto:mahilljohnson@gmail.com">mahilljohnson@gmail.com</a>	719-337-4361
Nominations	Karen Truesdell	<a href="mailto:kstruesdell@msn.com">kstruesdell@msn.com</a>	303-355-5986
Outreach	Joyce Alden-Schuyler	<a href="mailto:jaldenschuyler@gmail.com">jaldenschuyler@gmail.com</a>	303-906-3711
Parliamentarian	Patty Joy	<a href="mailto:pjoy450044@aol.com">pjoy450044@aol.com</a>	970-759-0622
Photography	Elaine Hoffman	<a href="mailto:elaine@gokiridesigns.com">elaine@gokiridesigns.com</a>	303-709-2796



## Board Directory Continued

Property	Mary Rush	<a href="mailto:mlrush4180@gmail.com">mlrush4180@gmail.com</a>	303-947-0250
Quilt Trails	Pat Smith	<a href="mailto:cqcquilttrails@gmail.com">cqcquilttrails@gmail.com</a>	303-929-8461
Quilt-a-Fair	Dawn Mills	<a href="mailto:cqcquiltafair@gmail.com">cqcquiltafair@gmail.com</a>	303-929-8543
Quilt-a-Fair	Kaila Mills	<a href="mailto:kailamillscqc@gmail.com">kailamillscqc@gmail.com</a>	303-761-3727
Raffle Quilt Tickets 2023	Sue Comeau	<a href="mailto:suecomo@comcast.net">suecomo@comcast.net</a>	720-971-0125
Raffle Quilt Tickets 2023	Vicky Stricker	<a href="mailto:familystricker@yahoo.com">familystricker@yahoo.com</a>	303-986-0705
Raffle Quilt 2024	Karen Brown	<a href="mailto:kmb1942@outlook.com">kmb1942@outlook.com</a>	303-948-2041
Retreat, Fall	Carol Cook	<a href="mailto:cqclibrary@gmail.com">cqclibrary@gmail.com</a>	719-465-2667
Retreat, Spring	Katie Melich	<a href="mailto:ktmelich@gmail.com">ktmelich@gmail.com</a>	303-562-4563
Retreats, Co-Chair	Pam Ballard	<a href="mailto:ballardpf@comcast.net">ballardpf@comcast.net</a>	303-280-4904
Shirley Sanden Memorial Fund	Sue Keck	<a href="mailto:ksusankeck@aol.com">ksusankeck@aol.com</a>	303-989-2224
Shirley Sanden Memorial Fund	Lucille Rypinski	<a href="mailto:cckquilting@comcast.net">cckquilting@comcast.net</a>	303-457-2006
Sit and Sew	Pat Smith	<a href="mailto:sprite@idcomm.com">sprite@idcomm.com</a>	303-929-8461
Sit and Sew	Karen Truesdell	<a href="mailto:kstruesdell@msn.com">kstruesdell@msn.com</a>	303-355-3586
Volunteer Recognition	Nancy Currigan	<a href="mailto:markandnancy12@gmail.com">markandnancy12@gmail.com</a>	303-525-3028
Ways and Means	Daisy Sedalnick	<a href="mailto:Crose0075t@comcast.net">Crose0075t@comcast.net</a>	303-427-8325
Western Slope Documentation			



26th Annual

### Black Canyon Quilt Show

“Blue Ribbon Quilts”

**July 14 — 16, 2023**  
**Montrose Pavilion**

**1800 Pavilion Drive, Montrose, CO**  
**9:00 — 5:00 Friday & Saturday**  
**10:00 — 3:30 Sunday**  
**Adult Admission \$5.00**



**Raffle Quilt**

“Blue Dresden Dahlia” original design made by BCQS members. Quilted by Gale Smith.

Drawing July 16 at 3:00 p.m.

**\$5.00 per ticket or 5 for \$20.00**

State raffle license No. 2023-18186

150+ Quilts Classes  
Vendors Quilt Appraisals  
Boutique  
Scissor Sharpening



**Susan Cleveland**

Classes

Friday & Saturday, July 14, 15

Lecture and Trunk Show

Saturday, July 15

2:00 p.m. \$15.00

**Entry Forms, Class Details & Registration, Raffle Tickets at**

[www.blackcanyonquilts.com](http://www.blackcanyonquilts.com)

Black Canyon Quilt Show, Inc. is an IRS 501(c)(3) charitable organization (Tax ID: 27—1536724).

# May General Meeting Minutes

Abbreviated Minutes for Colorado Quilting Council May Membership Meeting

May 20, 2023, 10:00 a.m. at Waterford Church and via Zoom

Cathi Gerlach, President, called the meeting to order at 10:00 a.m. with a welcome to members in person and on Zoom. Minutes for the April Membership meeting and the May Board meeting were read by Betty Andrews, Secretary, and approved by members. Penny Christensen, Treasurer, reported \$29,067 in checking accounts, \$3,105 in Shirley Sanden Memorial fund, \$96,852 in savings and CD accounts for a total of \$128,224. Dawn Pettinger, 1st VP Membership, reported total membership of 394, 33 members present on Zoom and 53 members present in person. Dawn will send reminders out for those due to renew their membership. New membership rosters have been printed and will be available at our next meeting. Pam Ballard, 2nd VP Programs, announced a change in our speaker due to a family emergency. Terri Sontra of Purple Moose Designs has graciously agreed to speak for us today. Lila Bowman will be our speaker next month via Zoom. Pam will see if David Sirota can give his workshop via Zoom.

Committee reports were given with urgent deadlines for Hall of Fame and Outreach Awards. Karen Truesdell, Nominations chair, asked members to consider volunteering for three board positions, 1st VP Membership, Secretary, and 2nd VP Elect Programs 2025. Karen needs nominations by the first of September. Dawn Mills reported on Quilt-a-Fair plans, new vendors, the membership quilt show (forms needed by August 1st), and the Kids Quilt Show. Postcards are ready for distribution and Vicky Connely will share her National Park Quilts for the special quilt show. Laural Hoppes reported on the kids quilt registration forms, partnership with Rocky Mountain Quilt Museum, resources available at local quilt shops, and examples of simple quilts to try. Sue Comeau reported 1,231 raffle tickets were sold in the last month for \$1,027, total sales to date is \$2,541. Rosie Boettger, Exhibits chair, reported on the upcoming DIA show and introduced the Denver International Airport exhibits coordinator, Alyssum Skjeie, to answer questions about the exhibit area. Dates for submissions will be sent out in eblasts and in the newsletter. The show will start October 1st, but other information needs to be submitted much earlier. The theme is planes, Denver, Colorado, or aviation.

Mary Peterson of Firehouse Quilts shared information about their mission as they celebrate their 25th anniversary of providing comfort for children in emergency situations.

Eleven members shared an array of quilts for Show and Tell.

Terri Sontra of Purple Moose Designs spoke on The History of Sewing Machines, a Tale of Intrigue and Espionage. Terri had many surprises as she traced the history and development of our favorite tool.

Names for door prizes were drawn for members on Zoom and in person.

Cathi Gerlach adjourned the meeting at 12:18 p.m.

Respectfully submitted, Betty Andrews, Recording Secretary

## May Board Minutes

*\*Full Meeting Minutes available upon request*

CQC Board Meeting Minutes May 9, 2023, via Zoom

Cathi Gerlach, President, called the meeting to order at 6:00 p.m. 24 board members were present. Betty Andrews, Secretary, asked for approval of submitted April minutes-, two corrections were requested. Judy Forkner made a motion to approve the minutes as corrected. The board approved unanimously. Penny Christensen, Treasurer, submitted financial reports as of the end of April: CQC has \$29,067 in our combined checking accounts, \$3,105 in the Shirley Sanden Fund and \$96,052 in our savings and CD accounts. That is a total of \$128,224 in all CQC accounts. Dawn Pettinger, Membership, reported registrations received have been processed. Membership numbers are: 314 individuals, 64 businesses, and 16 guilds – total membership 394. First and second reminder e-mails have been sent to members with membership renewals due. Dawn is sending invitations to guilds that are not recent members with new membership forms outlining benefits. Changes to the proof copy of printed roster sent to printer on Tuesday, May 2 and the roster should be available to members by the May meeting. Pam Ballard, Programs, reported on upcoming speaker David Sirota. Holly's Quilt Cabin has downsized their student workshop area but can still manage 12 up to 16 with machines. Catherine Redford was a huge success. We had 18 paid/sponsored students. Christine Hause's shop is wonderful, provided to us free, but she can only host non-machine classes for up to 20 students. Pam met with Judy and Denise to explain the program process. Explaining the spreadsheets she developed to keep track of all the activities required to support programs. Pam requested that if anyone has a job description of VP of Programs, she would appreciate a copy to make any corrections or additions prior to the end of year.

Cathi Gerlach asked members for input for the QuiltFolk Magazine information request. Suggestions included: the book, DVD, and patterns created by the guild, connections with quilters across the state, efforts to get young people involved in quilting through the Kids Quilt Show and activities (and researching quilt shops involved in kids activities), our extensive library, our Outreach and Hall of Fame awards, Documentation, Competition, Retreats and other events to encourage the community of quilting. Other suggestions were our Shirley Sanden Scholarships, Gifts and Grants, Project Warm Hearts, Quilt Trail documentation and other activities that reach out to non-members.

Cathi asked for a card to be sent to the family of Joyce Green and for a library book to be purchased as a memorial. Mary Rush has suggested water bottles be purchased for members present at the July birthday meeting. A motion to purchase 200 bottles with our logo was made by Martha Johnson, Pat MacMillan seconded the motion. The vote approved the motion unanimously.

Cathi needs volunteers to chair the Hospitality, Fall and Spring Retreats, and Gifts and Grants committees.

Committee reports were submitted to the board for review. Melissa reminded members of deadlines for communications. Rosie Boettger reported on important deadlines for the DIA exhibit, details will be in the newsletter. Fall Retreat registration will be in the June newsletter. Dawn Mills reported on progress for Quilt-a-Fair plans. Sue Comeau and Vicky Stricker reported on raffle quilt sale activities. The meeting was adjourned at 6:44 p.m. by Cathi Gerlach

Respectfully submitted by Betty Andrews, Recording Secretary

# Business Directory

*These companies are business members of Colorado Quilting Council. Please patronize these CQC vendors.*

## Online Shops:

Bound to Be Quilting  
303-829-4604

Web: <https://bound-to-be-quilting.myshopify.com/>

Email: [info@boundtobequilting.com](mailto:info@boundtobequilting.com)

A Pattern Design Company. Patterns available via: Retail, Wholesale, and Distributors. Available for lectures, trunk shows, teaching, and zoom classes.

Colorado Creations Quilting  
849 Pope Dr. Eric, CO 80516

Email: [info@coloradocreationsquilting.com](mailto:info@coloradocreationsquilting.com)

Web: [coloradocreationsquilting.com](http://coloradocreationsquilting.com)

Contact: Jackie Vujcich

Jackie lectures and teaches quilt classes and workshops. Her online shop features nature-themed cotton and batik fabrics, pictorial and patchwork patterns, and kits and gift items.

eQuilter

6201 Spine Road, Boulder, CO 80301  
303-527-0856

Web: [eQuilter.com](http://eQuilter.com)

Contact: Luana Rubin

This online shop offers 20,000 quilt fabrics and products in stock with 1,000 new products added to inventory each month. 2% of sales are given to charity. Save on shipping by picking up orders at the Boulder warehouse.

Fabric Corner Store  
5551 Deer Run Trail. Rifle, CO 81650  
864-270-8630

Web: [www.etsy.com/shop/FabricCorner-Store](http://www.etsy.com/shop/FabricCorner-Store)

Contact: Marsha Walling

Email: [mkwalling2020@gmail.com](mailto:mkwalling2020@gmail.com)

Receive a 15% Discount off your web order by entering SALE15OFF when you checkout. Free Shipping on orders over \$35.00. I offer fabrics, fat quarters, bundles, kits, and more in my online store. I exhibit at quilt shows in the surrounding area. I do not have a storefront at this time.

YvetteRene Creations, LLC

Email: [yvette@yvetterenecreations.com](mailto:yvette@yvetterenecreations.com)

Website: [yvetterenecreations.com](http://yvetterenecreations.com)

I'm a modern quilter who teaches Foundation Paper Piecing. I've got an online quilting membership, quilting retreats, teaching availability and a small online shop.

## Shops to visit:

### Alamosa

Alamosa Quilt Company  
710 Del Sol Drive, Alamosa, CO 81101  
719-937-2555

10 a.m.-5 p.m. Monday-Friday

10 a.m.-3 p.m. Saturday

Web: [alamosaquiltcompany.com](http://alamosaquiltcompany.com)

This shop specializes in modern fabrics and has cottons, flannels, wools and velvets plus Sue Spargo books, Aurifil thread, Bernina supplies and notions.

### Broomfield

The Quilt Store  
12710 Lowell Blvd  
Broomfield, CO 80020  
303-465-0750

Hours- Tues-Saturday 10-5pm

Email: [dawna@thequiltstore.com](mailto:dawna@thequiltstore.com)

Web: [www.thequiltstore.com](http://www.thequiltstore.com)

We offer a large selection of fabric, quality kits, longarm supplies and services, as well as up-to-date notions.

### Canon City

First Stitches  
212 S 4th St, Cañon City, CO 81212  
(719) 285-8088

10 a.m.-5 p.m. Tuesday-Friday

10 a.m.-3 p.m. Saturday

Email: [kim@firststitches.com](mailto:kim@firststitches.com)

Web: <https://www.firststitches.com>

Contact: Kimberly Smith

Janome, Baby Lock and Brother. Dealer carries fabric, notions and machine-embroidery supplies, and offers classes.

### Castle Rock

Log Cabin Quilt'N Sew  
3243 McCracken Ln  
Castle Rock, CO 80104  
703-586-3265

Email: [Linda@LogCabinQuiltNSew.com](mailto:Linda@LogCabinQuiltNSew.com)

Web: [www.LogCabinQuiltNSew.com](http://www.LogCabinQuiltNSew.com)

### Centennial

Holly's Quilt Cabin  
8210 S. Holly Street, Centennial, CO 80122  
720-529-9659

9:30 a.m.-5 p.m. Monday-Saturday

Noon-4 p.m. Sunday

Email: [info@thequiltcabin.com](mailto:info@thequiltcabin.com)

Web: [thequiltcabin.com](http://thequiltcabin.com)

Holly's has more than 7,000 bolts of fabric by a variety of designers. The shop is home to Mountainpeak Creations Pattern Co.

## Colorado Springs

Ruth's Stitchery  
4440 Austin Bluffs Pkwy  
Colorado Springs, CO 80918  
719- 591-1717  
Monday - Saturday 10:00 a.m.- 5:00p.m.  
Email: [rstitchery@pcisys.net](mailto:rstitchery@pcisys.net)

## Denver

A Stitching Shop (aka Brazilian Embroidery)  
4444 Morrison Road, Denver, CO 80219  
303-727-8500  
10 a.m.-5 p.m. Monday-Saturday  
Web: [StitchingShop.com](http://StitchingShop.com)  
Christine Hause teaches beginning to advanced classes and workshops in stitchery from canvas to cross-stitch to quilt embellishment with silk ribbon and thread. She also lectures. Phone and mail orders are taken.

## Englewood

Wooden Spools Quilting, Knitting & More!  
2805 South Broadway, Englewood, CO 80113  
303-761-9231  
10 a.m.-5 p.m. Monday-Saturday  
12 p.m.-4 p.m. Sunday  
Web: [woodenspools.com](http://woodenspools.com)  
Contact: Vicki Skigen  
We carry Cherrywood Hand-Dyed Fabric!

## Erie

Cotton Sandwich Quilt Shop, LLC  
170 Cessna Drive, Erie, CO 80516-8112  
303-993-4061  
Owner: Ruby J Earnshaw  
Hours by appointment 10 a.m. to 5 p.m.  
Monday - Saturday  
Cotton Sandwich Quilt Shop Continued....  
Email: [cottonsandwich@gmail.com](mailto:cottonsandwich@gmail.com)  
Web: [cottonsandwichquiltshop.com](http://cottonsandwichquiltshop.com)  
This unique shop carries a variety of 100% Cotton Fabric, including novelty prints, quilt kits, fat quarter bundles, batting, quilt kits, patterns and notions.

## Estes Park

Peak to Peak Stitching  
363 E. Elkhorn Ave, 2nd floor  
Estes Park, CO 80517  
(970) 296-3285  
[info@peaktopeakstitching.com](mailto:info@peaktopeakstitching.com)  
Fabric, patterns, books, kits, yarn, cross stitch, thread, and classes.



## Business Directory cont'd...

### Fort Morgan

Inspirations Quilt Shop  
9562 Co. Rd. R.7 (also E. 8th Ave.)  
Fort Morgan, Colorado 80701  
970-542-0810  
Monday - Saturday, 9 a.m. - 5:30 p.m.  
Email: [shop@InspirationsQuiltShop.com](mailto:shop@InspirationsQuiltShop.com)

### Golden

The Silk Pincushion  
1523 Ford St., Golden, CO 80401  
303-278-8813  
Web: [thesilkpincushionboutique.com](http://thesilkpincushionboutique.com)  
Web: [thesilkpincusion.com](http://thesilkpincusion.com)  
Judy and Dennis Waln, owners  
Sewing Machine Repair Certified Tech.

### Greeley

Country Crafts and Supplies  
2200 Reservoir Road Greeley, CO 80631  
Country Crafts and Supplies Continued...  
Monday-Friday 10:00am to 5:00pm  
970-353-1774  
Email: [countrycraftsontheinternet@yahoo.com](mailto:countrycraftsontheinternet@yahoo.com)

### Highlands Ranch

A Quilter's Choice - APQS West  
8698 Aberdeen Circle, Highlands Ranch,  
CO 80130  
435-229-2703  
Hours by appointment; call ahead.  
Email: [aquilterschoice@gmail.com](mailto:aquilterschoice@gmail.com)  
Web: [aquilterschoice.com](http://aquilterschoice.com)  
Contact: Myrna Ficken  
Quilt artist Myrna Ficken provides APQS  
machine sales and rentals, machine service,  
longarm and piecing classes, longarm  
supplies, and quilting service.

### Littleton

The Creative Needle  
6905 South Broadway Suite 113  
Littleton, Colorado 80122  
(303) 794-7312  
Monday-Saturday 10am - 3pm  
Email: [needle@thecreativeneedle.com](mailto:needle@thecreativeneedle.com)

### Lone Tree

Mimi's Quilting  
1023 Puma Run, Lone Tree, CO 80124  
(720) 384-5952  
Email: [mimisquilting123@gmail.com](mailto:mimisquilting123@gmail.com)

### Longmont

The Presser Foot  
2430 N. Main Street, Longmont, CO 80501  
303-485-6681  
10 a.m.-5 p.m. Monday-Wednesday, Friday  
and Saturday; 10 a.m.-6 p.m. Thursday  
Email: [bernina@thepresserfoot.com](mailto:bernina@thepresserfoot.com)  
Web: [thepresserfoot.com](http://thepresserfoot.com)  
Sells Bernina sewing machines and  
accessories. Services all brands of machines.  
The shop offers speciality classes and carries  
a variety of thread.



### Milliken


Eye of the Beholder Quilt Design  
2324 Carriage Drive, Milliken, CO 80543  
970-330-6164  
Email: [info@eobquiltedesign.com](mailto:info@eobquiltedesign.com)  
Web: [eobquiltedesign.com](http://eobquiltedesign.com)  
Owner: Margaret Brewster Willingham  
Offering unique patterns inspired by the  
world around us for hand or machine,  
plus virtual & in-person workshops and  
lectures.

### Pueblo

First Stitches  
805 Eagleridge Blvd., Suite #140 Pueblo,  
CO 81008  
719-225-8142  
Hours- Tues.- Fri. 10-5pm, Sat.10-3pm  
Email: [info@firststitchespueblo.com](mailto:info@firststitchespueblo.com)  
Web: <https://www.firststitches.com>  
Contact: Kimberly Smith  
First Stitches provides sales and service for  
Baby Lock and Brother and Janome sewing  
machines. It offers fabric, machine  
embroidery supplies, notions and classes.

### Laramie, Wyoming

Quilt Essentials  
314 S. 2nd Street, Laramie, WY 82070  
307-742-6156  
10 a.m.-5:30 p.m. Monday-Saturday  
Web: [quiltessentialslaramie.com](http://quiltessentialslaramie.com)  
Contact: Kara Enyeart  
Quilt Essentials carries a variety of fabrics,  
notions and patterns. The shop sponsors  
exhibits, events and classes/clubs.



[www.eQuilter.com](http://www.eQuilter.com)

6201 Spine Rd. Boulder, CO 80301 USA

Free USA shipping on orders over \$100

# Financial Health

## Balance April 30, 2023

		Apr-23	Income	Expense	Total
		Actual numbers			0.00
		Bookkeeper	0.00	0.00	0.00
		Charity Quilts Project	0.00	0.00	0.00
1st Bank Checking	21,305.43	Communications	0.00	1,000.00	(1,000.00)
		Competition	0.00	0.00	0.00
1st Bank Pay Pal Funds	5,030.91	Corporate	16.00	1,208.00	(1,192.00)
1st Bank Raffle Account	2,731.07	Corresponding Sec	0.00	0.00	0.00
Subtotal	29,067.41	Historical Doc-East	0.00	0.00	0.00
		Historical Doc-West	0.00	0.00	0.00
1st Bank Shirley Sanden Restricted Fund	3,104.96	Fall Retreat	0.00	0.00	0.00
		Games Manger	0.00	0.00	0.00
		Gift & Grants	0.00	0.00	0.00
		Hall of Fame	0.00	0.00	0.00
		Hospitality	0.00	73.41	(73.41)
		Library	0.00	0.00	0.00
		Membership	245.00	0.00	245.00
		Newsletter Adv	0.00	0.00	0.00
		Newsletter	0.00	209.54	(209.54)
		Outreach	0.00	0.00	0.00
1st Bank Saving CD (Maturity 08/29/23)	10,060.32	Programs 2022	0.00	0.00	0.00
1st Bank Saving CD (Maturity 11/22/23)	10,110.09	Programs 2023	590.00	410.79	179.21
1st Bank Saving CD (Maturity 05/24/23)	10,008.61	Property	0.00	1,104.00	(1,104.00)
1st Bank Saving CD (Maturity 11/22/23)	10,109.08	Quilt A Fair	8,521.00	0.00	8,521.00
		Quilt Collection	0.00	0.00	0.00
		Raffle Quilt	0.00	0.00	0.00
		Raffle Ticket Sales	1,010.00	12.00	998.00
		Secretary	0.00	0.00	0.00
1st Bank Money Market Savings	55,763.37	Spring Retreat	(60.00)	1,998.98	(2,058.98)
Total Funds	\$ 128,223.84	Treasurer	13.47	0.00	13.47
		Volunteer Recognition	0.00	0.00	0.00
		Ways & Means	9.57	0.00	9.57
		Website	0.00	0.00	0.00
		Totals	10,345.04	6,016.72	4,328.32
					4,328.32
		Shirley Sanden Fund	171.00	195.00	0.00
		Sales Tax	0.43		



Scan below to learn more about our two day event, **Quilt Luminarium** and the talented **Ricky Tims**.



GET ILLUMIFIED

## RICKY TIMS'

Two day musical, motivational, quilting workshop is coming to Grand Lake.

**June 9-10, 2023 • 8am – 5pm**

**Grand Lake Center • 301 Marina Drive, Grand Lake**

### WORKSHOPS

June 9 & 10 • 8am – 5pm

### CONCERT

June 10 • 7pm

Grand Lake Community House

### TICKETS

\$250 • All seminar sessions, the concert, and catered lunch

### TO PURCHASE

[rockymountainfolkschool.org](http://rockymountainfolkschool.org)

BROUGHT TO YOU BY

GRAND  
LAKE  
*Creative*  
DISTRICT

IN COOPERATION WITH





## Colorado Threads

Newsletter of

The Colorado Quilting Council, Inc.

P.O. Box 295

Wheat Ridge, CO 80034-0295

As you read through this issue of *Colorado Threads*, you'll find short articles from leaders of several of our "Standing Committees" as well as from our Elected Board Members. Each person was invited to describe what their committees are all about, and to ponder some activities to invite you to get involved with, anticipating that the variety of choices would easily tempt you to respond, "Sure I can do THAT!"

Every committee chairperson and board member responded with genuine enthusiasm, but there's not enough space for all their ideas to be described in print! So, we invite each of you to reach out to every committee that intrigues you and then correspond through email or call the Chairperson directly, to find your place in this colorful quilt we call, "CQC"!

If you're still not sure where you fit in ask yourself, "*What do I like to do?*" Then reach out to that Chair Committee Member who can be found on page 14 and 15.

General Meeting:

<https://us02web.zoom.us/j/81571018794>

Board Meeting:

<https://us02web.zoom.us/j/84831292270>

Sit-n-Sew Link:

<https://us02web.zoom.us/j/82206623537>

For technical difficulties accessing the Zoom link for a General Meeting, please contact Kaila Mills:  
307-761-3727

Don't Forget to Log your Volunteer hours:

<https://www.trackitforward.com/site/colorado-quilting-council>



### NEXT GENERAL MEETING: June 24th 2023

CQC General Meetings will be presented in person  
at

Waterstone Community Church, 5890 S. Alkire  
Street, Littleton, CO 80127

Zoom link is available above and on the website.

Contact Dawn Mills at:

303-929-8543 for directions or weather updates

[www.coloradoquiltingcouncil.com](http://www.coloradoquiltingcouncil.com)