

# Colorado Threads

Newsletter of The Colorado Quilting Council

November/  
December  
2020

Vol. 42 • No. 11

## Inside This Issue

President's Message	2,3
Meeting Schedule	4
Workshops/Programs	5
Membership	6,7
Board Minutes	8
Quilt-a-Fair	9
LibraryThing	10
Book Review	11
August Minutes	12
Warm Hearts	12,13
Finance	14
Obituaries	14
Business Directory	15
Grisdela Lecture	19

## Diane Harris Invites CQCers to Get Their Jingle On

Diane Harris' "Jingle Bells" trunk show will get Colorado Quilting Council members in a merry mood just in time for the holidays. She describes the show as "a happy celebration of the most wonderful time of the year."

The show will include 36 quilts, large and small, pieced and appliquéd, modern and traditional — a little something for everyone. Diane says of the quilts:

"These aren't just red and green quilts. There are inspired color recipes of all sorts. Soon you'll be planning a quilt of your own or maybe one for every family member. Come get your jingle on!"

Diane is a quilt designer, speaker and teacher. After 11 years as an editor for *Quiltmaker* magazine, she formed Stash Bandit through which she presents trunk shows and workshops for quilters. She is passionate about making scrap quilts and creating original designs. She says she never met a fabric she didn't like. She uses scrap quilts to help others understand color, design and quilting techniques.

Her work is regularly featured in national publications, which helps her spread the word about Stash Bandit. "It's always a happy day if your quilt makes the cover," she says. "That never gets old."



Diane Harris presents her "Jingle Bells" trunk show to the Blue Valley Quilters Guild in Overland, Kansas.

She has described her work with *Quiltmaker* as a dream job. She wrote articles on quilting, pattern instructions and product reviews, and she shot how-to videos. And she worked with the website.

"I was the online voice of *Quiltmaker*. In the early days, we were figuring out what it meant for a business to be online along with everyone else. It was exciting, exhausting and fun."

Diane's Dresden Plate video for *Quiltmaker* has logged 175,000 views. While with the magazine, she was one of the editors who promoted it by giving trunk shows of quilts featured on its pages.

"I loved doing that, and I got good feedback from quilt groups," she says. "So when my time with *Quiltmaker* ended, since I'd been making quilts for 30 years, I started Stash Bandit

and began sharing my own quilts in trunk shows."

She'd been teaching some over the years so added classes to her lineup.

"Writing for a pattern magazine is a form of teaching so it seemed only natural," she says.

Diane works as a brand ambassador for HQ Stitch by Hand-iQuilter and manages social media for the brand.

She doesn't publish her patterns though some are available through various magazines and a few are available for free on her website: <https://stashbandit.net>. She prefers to teach students how to create their own unique quilts.

Diane will teach her "Baby Windmills" workshop for CQC members from 1-3:30 p.m. Sunday December 6 via Zoom. See page 5 for information and page 4 to register.



# Making Quilting Memories

By Laural Hoppes, Colorado Quilting Council President  
quiltinglaural@comcast.net



2020 has been a year of challenge. We've been through stay-at-home and safer-at-home directives. Our children and grandchildren are learning virtually, and those of us who are teachers, have been teaching from home, also virtually. Restaurants have closed then reopened with outdoor and/or limited seating. We're staying in touch with each other on computers, smart phones and tablets. Appointments, whether doctor visits or haircuts, require we be scanned for our temperature then asked to answer questions before entering.

Our quilting foremothers faced tough times. When dust ravaged eastern Colorado, women hunkered down at home to avoid the illness caused by the foul air. Among those was Lula Reineke Evans, whose ranch straddled the Colorado-Nebraska border. Sandra Dallas, in her book *The Quilt That Walked to Golden*, quotes Lula on her response to a dust storm as recorded in notes about the Colorado Springs Pioneer Museum quilt collection. Lula wrote:

"I pulled the shades and brought out these materials and started this quilt. I've always enjoyed making quilts for the joy, pleasure, happiness and contentment they gave me."

Like Lula, many of us have turned to quilting this year. CQC has worked to accompany our members by finding new ways to be a statewide community of more than 500 quilters. These efforts became necessary just two months into my term as your CQC president. I sometimes ask myself if this is what I signed up for — virtual meetings? online workshops? hundreds of emails?

My answer: Not really. It is what happened, and like each of you, I've adjusted. I want an end to the pandemic, and I am grateful for all I've learned in the last nine months.



**"Kindness Matters," 11.5"x 30"**  
by Laural Hoppes  
Backdoor Quilt Series' CCQ by Pam Puylean

As CQC, we've learned some of the challenges are harder to meet than others, yet we've come through with flying colors. Many members have learned to "Zoom." Some of us faced hurdles to get Zoom to work, especially in our sewing rooms, but we overcame them. More members from

around the state and beyond are attending our meetings. It is wonderful to see friends who've moved away. Thank you for joining us, and thank you for your continued support of CQC. Many of you are asking that we continue with Zoom program options even when we can again meet in person. We are working on making that happen — a future challenge.

We held our first virtual Quilt-a-Fair and fall retreat. I'm pleased so many joined in for these weekends. Quilt-a-Fair was a learning challenge for all from our committee that set it up to vendors learning to present online. Wasn't it wonderful to be inspired throughout Quilt-a-Fair? Fall retreat was a special time to sew and learn and visit with each other.

I love the online workshops and know many of you do too. My sewing room has everything I need, and I don't have to lift my machine in and out of the car. I've learned to adjust the volume on my computer in my quiet sewing room so it isn't yelling at me. With my hearing aids on, it was really loud. I tried taking them out. Not a good idea. Then I discovered my computer's volume button and quite a few other controls I hadn't known existed. I'm tickled to have learned new sewing techniques and computer skills simultaneously. One result is my piecing is faster and better than ever.

As we face the reality that the pandemic is still with us and maybe for awhile, we consider what it will mean if we must meet virtually through much or all of 2021. We have mastered the beginning level of this virtual world, maybe even moved to the intermediate level. We are committed to continuing to improve and add to the technical knowledge this time requires of us. Thank you to CQC committee chairs for setting high standard  
*Continued on page 3*



# Making Quilting Memories

*Continued from page 2*

this year. We've needed everyone to guide us and hang in with us in our trials.

Emails are amazing. I've learned to take care of them quickly. If I don't, the list only grows longer. Some emails bring concerns that can take several days to resolve. Please remember, I'm a volunteer as are all CQC leaders. Please let this quote from Albert Schweitzer guide us as we work together:

"Constant kindness can accomplish much. As the sun makes ice melt, kindness causes misunderstanding, mistrust, and hostility to evaporate."

My UFO progress slowed last month. My machine was due for service so that meant downtime. Never fear, the projects are still waiting for me.

I did get two quilts back from long-arm quilter Rita Meyerhoff. What beautiful quilting! One is the Y-seam quilt I discussed in an earlier column. I just need to bind it. The second is for my young paleontologist grandson. I'm binding it. It's amazing how quickly that goes when watching TV.

I want to thank Randy Mills for his work on the CQC website over the years. He's decided it's time to step down. Randy has protected our website from hackers and kept it current. We're sorry to see him go and know we'll remember his work when we use the site. Thank you for everything, Randy.

Our last meeting of the year will bring the 2020 raffle quilt to a new home. It's always exciting to see the winner's name

drawn. Because of state gaming rules, the drawing must be at the location we specified in our application for the raffle permit. That means the executive board plus Raffle Chair Kay Hefner and Gaming Manager Karen Brown will meet in Aurora to draw the ticket while CQC members tune in by Zoom. That gathering will be outside. We laugh as we plan to bring hot chocolate and warm clothes. We'll be wearing our best masks as we social distance. Cross your fingers. Will you be the winner?

We've made many quilting memories this year. I look forward to making even more next year be they virtual or in person. I wish you health and happiness through the final months of 2020 and into the new year.

## Join in Making a Quilt for CQC President Laural Hoppes

You are invited to participate in making a quilt for 2020-21 CQC President Laural Hoppes to thank her for all she has done and will continue to do for CQC in the coming year. The CQC Board decided on making house blocks since staying safe at home — and quilting at home — has been the tenor of her presidency. Laural loves blue and white so be sure these colors are prominent in your block. Here's how you can contribute to this project:

- Make a 9.5" x 9.5" house block. That means a block that is 9.5" x 9.5" unfinished. Be sure to include blue and white

fabrics and anything that makes the block personal to you.

- Sign your block.
- Send your block by June 1, 2021, to Dawn Mills, 2596 S. Rifle Street, Aurora, CO 80013.

For inspiration for your block, check out: <http://quiltinspiration.blogspot.com/>. Click on the "free pattern archive" heading and scroll to house quilts. Searching online for "house quilt blocks" will provide more ideas. Check out a book with house quilt blocks from the CQC Library. See page 10 of this newsletter for information on how to search for such books.

## 2020 Colorado Shop Hop

It's time to turn in your CQC 2020 Colorado Shop Hop forms and receipts. Please send them before November 30 to Laural Hoppes, Colorado Quilting Council, P.O. Box 295, Wheat Ridge, CO 80034-0295.

Be sure to remove credit-card information and anything else that is private on the receipts. You will receive credit for one visit per shop for the year. The person who visits the most shops will win a prize. If you shopped at Colorado shops during Quilt-a-Fair, those count if that shopping was your first at those shops this year.

**The Colorado Quilting Council, Inc. (CQC)** is a statewide organization of people interested in preserving the heritage of quilting, promoting excellence in quilting and related arts, and in providing a source of information and inspiration. Membership dues are \$25/year with the newsletter online and \$35 with the newsletter mailed. Membership is for a 12-month year. Membership pins can be replaced for \$25. The guest fee at general meetings is \$10.

*Colorado Threads*, the official publication of CQC, is published and mailed 11 times a year. The council reserves the right to select articles and advertising that reflect the purposes of the council. Articles, photos and advertisements need to be submitted to the editor at [cqceditor@gmail.com](mailto:cqceditor@gmail.com)

by the 15th of the preceding month. Advertising in the newsletter is only available to members of CQC. The Business Directory is \$60/year. Monthly ad prices are: Full page \$100, half page (horizontal) \$50, quarter page (vertical) \$35, and one-eighth page (horizontal) \$25. Request ads from and send fees to Pat Cleaveland/Advertising, Colorado Quilting Council, P.O. Box 295, Wheat Ridge, CO 80034-0295. Email copy and photos to the newsletter editor at [cqceditor@gmail.com](mailto:cqceditor@gmail.com).

Send address changes to: Membership Chair, Colorado Quilting Council, Inc., P.O. Box 295, Wheat Ridge, CO 80034-0295. For information on CQC: [www.coloradoquiltingcouncil.com](http://www.coloradoquiltingcouncil.com).

## CQC Meeting and Workshop Schedule

Month	LOCATION	SPEAKER	LECTURE	WORKSHOP
<b>November/December</b>	Online meeting and workshop via Zoom	Diane Harris <a href="https://stashbandit.net">https://stashbandit.net</a>	December 5, 2020 "Jingle Bells"	December 6, 2020 "Baby Windmills"
<b>January</b>	Online meeting and workshop via Zoom	Helen Frost	January 23, 2021 "Lone Stars: A Galaxy of Quilts"	January 24, 2021 "Lone Star Sparkler"
<b>February Lecture</b>	Online meeting via Zoom	Rose Parr <a href="http://www.healthyquilting.com">www.healthyquilting.com</a>	February 27, 2021 "Sew Smart: The Ergonomics of Healthy Quilting"	See next line for February workshop.
<b>February Workshop</b>	Online workshop via Zoom	Angela Jones	See just above for February lecture.	"Quilting With Your Walking Foot" 10 a.m.-noon Thursdays and Fridays, February 4 and 5, February 11 and 12, and February 18 and 19, 2021
<b>March</b>	Online meeting and workshop via Zoom	Crystal Wentz <a href="http://meadowlanestitching.com">meadowlanestitching.com</a>	March 27, 2021 "East Meets West: The Versatility of Modern Sashiko"	"Contemporary Sashiko Sampler Wall Hanging" 9 a.m.- noon Mondays, March 29 and April 5, 12 and 19, 2021

## Register for CQC Workshops

Register at any time for Colorado Quilting Council workshops. These workshops are offered online via Zoom. Check the workshop or workshops for which you are registering below.

- ☐ "Baby Windmills," Diane Harris, \$40 for ½-day workshop  
1-3:30 p.m. Sunday, December 6, 2020
- ☐ "Lone Star Sparkler," Helen Frost, \$55  
1-4 p.m. Sundays, January 24 and 31, 2021
- ☐ "Quilting With Your Walking Foot," Angela Jones, \$70  
10 a.m.-noon Thursdays and Fridays,  
February 4 and 5, 11 and 12, and 18 and 19, 2021
- ☐ "Contemporary Sashiko Sampler, Wall Hanging"  
Crystal Wentz, \$55  
9 a.m.-noon, Mondays, March 29 and April 5, 12 & 29, 2021

**To register,** check the workshop(s) you are registering for then mail this form and check payable to CQC to: Dana Jones, P.O. Box 189, Rollinsville, CO 80474. Workshop prices for CQC members are listed above. Non-members, add \$25 for the first workshop then each additional workshop is the price shown above. Non-member fees include a \$25 one-year CQC membership. To pay by credit card, call Dana Jones, 720-346-3952. Email questions to Dana at : [danaellenjones@gmail.com](mailto:danaellenjones@gmail.com).

Name
Street Address
City, State, Zip
Phone
Email Address
Workshop

**Refund policy:** If written notification of cancellation is received 30 days in advance, a full refund minus a \$3 handling fee will be returned to you. If less than 30 days in advance, a refund, minus the \$3 handling fee, will be given only if the workshop space can be filled from the waiting list. If the workshop is canceled by CQC, you will notified as soon as possible, and a full refund will be given.




## Diane Harris to Workshop “Baby Windmills” December 5 via Zoom

Diane will teach a 2.5-hour version of her popular “Baby Windmills” workshop from 1-3:30 p.m. Sunday, December 6 via Zoom. This is a fun, fast and easy project right on time for holiday gift giving. You’ll reduce your stash as Diane leads you in some serious scrap play. She says she’s been making this versatile block for years, continually discovering new ways to use the blocks. She’ll share her examples then help you create a unique quilt. The class will be stress-free. Diane will share some bonus quilt techniques as time allows.

## Helen Frost Will Sparkle in January Trunk Show and Workshop

Quilt world icon Helen Frost, who began quilting in 1972 and teaching two years later, says CQC members will have stars in their eyes as they enjoy her trunk show, “Lone Stars: A Galaxy of Quilts,” at 10 a.m. Saturday, January 23, 2021, via Zoom. She’ll present star quilts from the close to 40 years she’s been designing and making them, including some from *All-Star Quilts: 10 Strip-Pieced Lone Star Sparklers* (C&T Publishing, 2010), a book she authored with her mother, Blanche Young. Variations include Touching Stars, Blazing Star, Broken Star, Double Star and more. And Helen will share stories from her years as a quiltermaker, author, teacher, and in her words, “magician.”

Helen will teach her “Lone Star Sparkler” workshop from 1-4 p.m. two consecutive Sundays, January 24 and 31, 2021, via Zoom. You’ll make a diamond dazzler using the strip-piecing technique developed by Helen and her mother, and you’ll learn precision cutting, pinning, sewing and pressing plus painless set-in seams and perfected mitered borders.



## Angela Jones to Teach Walking-Foot Quilting

Angela Jones, CQC member and instructor at Hi Fashion Sewing Machines and Quilt Shop in Grand Junction, is adapting her sell-out popular walking-foot class to Zoom for CQC. For just \$70, you’ll get 12 hours of instruction in six two-hour sessions Thursdays and Fridays, February 4 and 5, 11 and 12, and 18 and 19. *Walk: Master Machine Quilting With Your Walking Foot* by Jacquie Gering will be required for the class. Sign up early as this workshop is bound to fill quickly.



## “Contemporary Sashiko Sampler” Workshop Coming in March

Crystal Wentz, owner of Meadow Lane Stitching in Loveland, will introduce a variety of Sashiko stitches as you make her “Contemporary Sashiko Sampler Wall Hanging.” You’ll start with a pre-printed panel that features several traditional patterns then learn to transfer designs to make a border with additional blocks in your choice of patterns. Kit required. Classes will be 9 a.m.-noon Mondays, March 29 and April 5, 12 and 19.

## Rose Parr to Speak on Healthy Sewing February 27

Rose Parr will teach healthy quilting practices as she addresses the ergonomics of sewing, pressing and cutting; the design and set up of sewing spaces; free-motion and long-arm quilting posture; prevention of carpal tunnel syndrome; and the importance of hydration and movement. She’ll demonstrate stretches.

This is the perfect lecture to share via Zoom so you can be in your quilting space as you try her suggestions.

For information: [www.healthyquilting.com](http://www.healthyquilting.com).





**COLORADO QUILTING COUNCIL, Inc.**  
**Membership Registration Form 2021**  
**P.O. Box 295 • Wheat Ridge, CO 80034-0295**  
**www.coloradoquiltingcouncil.com**

\_\_\_\_ New Member  
\_\_\_\_ Renewal/Previous Member

\_\_\_\_ Business Member  
\_\_\_\_ Quilt Guild or Show

Name \_\_\_\_\_

Contact for Business or Guild \_\_\_\_\_

Address \_\_\_\_\_

City \_\_\_\_\_ State \_\_\_\_\_ Zip \_\_\_\_\_

Phone \_\_\_\_\_

Email \_\_\_\_\_

Signature \_\_\_\_\_

Date \_\_\_\_\_

**Membership Levels: Choose one:**

- \_\_\_\_ Basic Membership with newsletters on the website — \$30  
\_\_\_\_ Basic Membership with mailed newsletter — \$45  
\_\_\_\_ Family Membership with newsletters on the website — \$45 (Two or more members at one address)  
\_\_\_\_ Family Membership with 1 mailed newsletter — \$60 (Two or more members at one address)  
\_\_\_\_ Piecer Membership with newsletters on the website — \$55 (One workshop discount and \$15 donation)  
\_\_\_\_ Piecer Membership with mailed newsletters — \$70 (One workshop discount and \$15 donation)  
\_\_\_\_ Appliqué Membership with newsletters on the website — \$80 (Two workshop discounts and \$30 donation)  
\_\_\_\_ Appliqué Membership with mailed newsletters — \$95 (Two workshop discounts and \$30 donation)  
\_\_\_\_ Sustaining Membership with newsletters on the website — \$105 (Three workshop discounts and \$45 donation)  
\_\_\_\_ Sustaining Membership with mailed newsletters — \$120 (Three workshop discounts and \$45 donation)  
\_\_\_\_ Business Membership with newsletters on the website — \$30 (See payment and ad info on the CQC website)  
\_\_\_\_ Business Membership with mailed newsletters — \$45 (See payment and ad info on the CQC website)  
\_\_\_\_ Quilt Guild or Show Membership with newsletters on the website — \$30  
\_\_\_\_ Quilt Guild or Show Membership with mailed newsletter — \$45

How would you like to help CQC? We need volunteers for the charity quilt project, quilt shows, the raffle quilt, quilt documentation, hospitality, the library, volunteer recognition, program, Quilt-a-Fair and more.

What skills or interests do you have that would help support the organization?

What suggestions do you have for CQC programs, speakers and teachers?

A CQC member will not sell or give away the membership roster for any reason. Membership in this Council is not transferable or assignable. Each member agrees, as a condition of membership, to release or waive any claim she or he has or may have against the Council, its officers, employees, committee members, or agents arising out of or related to the member's participation in the activities of the Council or arising out of any action by the Council or its Board of Directors to discipline or expel any member.

For office use:

Annual Membership Anniversary Date \_\_\_\_\_

Date Payment Received \_\_\_\_\_

Cash \_\_\_\_\_ Amount \_\_\_\_\_

Check # \_\_\_\_\_ Amount \_\_\_\_\_

**For further information, go to [www.coloradoquiltingcouncil.com](http://www.coloradoquiltingcouncil.com) or email [patcleaveland@msn.com](mailto:patcleaveland@msn.com).**

## Time for Many CQCers to Renew Memberships

For a majority of CQC members — those who joined before 2019 — January 1, 2021, is your anniversary date. That means your dues are due by that date. The membership form is on page 6 of this newsletter and on the CQC website: [coloradoquiltingcouncil.com](http://coloradoquiltingcouncil.com). Email reminders will be sent soon.

Although we miss CQC in-person meetings, many of you have discovered that our meetings by Zoom make it possible to participate without driving and dealing with weather. Quilters can stay busy and engaged even during a pandemic. Renew and stay with CQC as we con-

tinue to offer stimulating programs through 2021 regardless of what happens with COVID-19.

Renewing your membership is an opportunity for you to provide additional support to CQC. Choose one of the levels of membership on the membership form that include a donation to CQC and may provide tax benefits and discounts on workshops.

For membership questions, contact 1st Vice President for Membership Pat Cleaveland at 303-642-3338 or [patcleaveland@msn.com](mailto:patcleaveland@msn.com).

### Colorado Gives Day December 8, Register Now

Plan now to support Colorado Quilting Council on Colorado Gives Day Tuesday, December 8. Giving is simple. Log onto the Colorado Gives website — [Colorado-Gives.org](http://Colorado-Gives.org) — between Sunday, November 1 and Tuesday, December 8 to set up your donor account. Then search “quilting.” You’ll get two choices: Colorado Quilting Council and Rocky Mountain Quilt Museum. Select “Colorado Quilting Council.” Of course it would be great if you would also support the museum. Designate the amount you will give.

Now more than ever, CQC appreciates your generosity toward helping our statewide organization thrive. Your gift is tax deductible.


# Eye of the Beholder

## Quilt Design

*original applique patterns inspired by the world around us*



**Applique patterns for Hand & Machine**  
Technique Tutorials, blogs & videos available on the website & social media.  
Book a Workshop or Trunk Show today!  
[info@eobquiltedesign.com](mailto:info@eobquiltedesign.com) - (970) 330-6164

**eobquiltedesign.com**  
Get a free pattern when you sign up for our Newsletter.    

## 2019 Donors Recognized

Please recognize the following CQC members for their donations as part of the amount they paid for membership dues in 2020. By choosing one of the higher levels of membership, they supported the continued mission of Colorado Quilting Council. With their donations, they received workshop discounts and potential tax deductions. Their donations are especially appreciated in a year with limited fundraising opportunities. For information on these membership categories, see the membership form on page 6.

### Piecer Members

- Donna Barela
- Carol Bonfiglio
- Wendy Crawford
- Jenny Dems
- Sharon Gokey
- Kay Hefner
- Linda Holliday
- Susan Kappes
- Pat MacMillan
- Marilyn May
- Katie Melich
- Terri Thayer Micene
- Barbara Roberts
- Cassandra Sewell
- Vicki Stricker
- Mary Ann Tavery
- Cynthia Welsh

### Appliqué Members

- Nicki Burns
- Joyce Taff

### Sustaining Members

- Claudia Blauer
- Glenda Brown
- Sue Cobain
- Susan Halpern
- Pat Hill
- Dana Jones
- Betty LaPan
- Edna Pelzmann
- Mary Rush
- Lucille Rypinski
- Leigh Ann Terbush
- Pat Webb

# CQC October 2020 Board Meeting Minutes.....Submitted by Recording Secretary Betty Andrews

**1st Vice President for Membership Pat Cleaveland** called the meeting to order at 6:16 p.m. in the absence of President Laural Hoppes. The meeting was held via Zoom. Twelve members were present: Pat Cleaveland, Dana Jones, Mary Rush, Betty Andrews, Dawn Mills, Nancy Samuels, Carol Cook, Kay Hefner, Sue Keck, Pat MacMillan, Jean Ruger and Betsy Stewart.

**Secretary Betty Andrews:** Minutes from the September board meeting were sent out for approval. There were no changes. Mary Rush moved approval of the minutes, Sue Keck seconded and all present approved.

**Treasurer Mary Rush:** Account balances as of September 30, 2020, were: general fund, \$5,125.31; raffle fund, \$6,383.84; Shirley Sanden Fund, \$3,929.03, for total operating funds of \$15,438.18, plus CD, \$10,948.20, and Quilt-a-Fair, \$16,303.15, for a total of \$42,689.53. Mary reminded everyone to use AmazonSmile if shopping on Amazon. Dawn and Dana reminded us of the upcoming Colorado Gives Day. Sue Keck asked that the e-blast include reminders for AmazonSmile and Colorado Gives. She is looking into having CQC designated as a charity with Kroger stores, including King Soopers and City Market.

**1st Vice President for Membership Pat Cleaveland:** CQC has 536 members. There was a discussion on communicating to the large number of members who renew in January. The consensus was to start with email blasts and move to postcards as needed.

**2nd Vice President for Programs Dana Jones**

- Cindy Grisdela will be the October speaker/teacher. Her workshop is full with 25 people and two on a waiting list.
- Diane Harris will be the December speaker/teacher. Registrations for her workshop are beginning to come in. It will be a half-day workshop, "Baby Windmills." Because it is a half day, the fee was reduced to \$40.

Dana has contacted everyone she had scheduled for 2021 to see if they will speak and teach via Zoom. Dana is only scheduling folks who will do so to avoid re-scheduling during the year. Toward committing less money than usual, Dana is reaching out to some Colorado folks to speak and/or teach. It is good visibility for them and cost effective for CQC. Dana is trying new formats in which not every speaker also teaches and vice versa. Dana is scheduling some workshops as multi-session classes. She has been attending via Zoom Global Quilt Connection teacher preview sessions where she's discovering new talent. Dana asked how folks feel about some workshops being weekdays like the 2020 BOM class. People said this is okay. Dana announced the following 2021 programs and workshops: January, Helen Frost; February lecture: Rose Parr.; February workshop: Angela Jones; March, Crystal Wentz; April, TBS; May, Christina Cameli; June, Rita Meyerhoff; July and August, TBS; October, Maria Shell; and December, Beth Ferrier.

**Interim Newsletter Editor Dana Jones:** Randy Mills has assisted with loading information onto the CQC website as others learn and gain access to the account.

## **Committee Reports, General Information**

**Nancy Samuels, Nominations:** The 2021 officer election results are: President, Laural Hoppes, 11 votes; 1st Vice President for Membership, Pat Cleaveland, 11 votes; Secretary, Betty Andrews, 11 votes; Treasurer, Mary Rush, 10 votes.

**Dawn Mills: Quilt-a-Fair:** Penny Christensen won the Quilt-a-Fair Shop Hop for purchasing items from the most participating shops. The Quilt-a-Fair Quilt Show winner will be announced at the October general meeting and the ribbon sent to her. Quilt-a-Fair statistics: 2,186 people visited the Virtual Quilt-a-Fair web pages. Of those, 1,436 visited the shop-hop page and 740 the event's schedule page. Quilt-a-Fair made \$1,800. Dawn thanked Jamie

Tabaka and Dana Jones for making the event possible. An honorarium was sent to Jamie. Dana recommended renewing Jaimie's membership as a thank you.

**Betty Andrews, Fall Retreat:** Twenty-eight people participated in Virtual Fall Retreat. Dana taught two half-day workshops and presented a lecture, Betsy Stewart hosted a Project Warm Hearts stitch along, and Betty prepared welcome packets and led Show and Tell and quilt-themed games. The retreat made \$1,800.

**Kay Hefner, Raffle Ticket Sales:** 204 tickets were sold in September. Kay forwarded an \$18 donation to the treasurer beyond the raffle-ticket sales. Kay asked callers to contact members who have yet to return tickets one more time. Kay will contact the two 2021 raffle-ticket sales co-chairs soon. She will pass on reports and share responsibilities and other information so they can be prepared for a January start.

**Betsy Stewart, Project Warm Hearts:** Betsy has four quilt-top kits for piecing to go out, five quilt-top kits out for completion, five quilts ready for quilting and three quilts out for binding.

**Carol Cook, Library:** There are 2,388 books and DVDs in LibraryThing. Mary Rush donated a book, Carol donated two books and Dana Jones donated three books. Carol is writing a book report of *Vintage Christmas* by Lori Holt for the November/December newsletter.

**Jackie Anderson, Outreach:** She has received no submissions to date.

**Pat MacMillan, Recording Secretary:** Mail has been very slow and limited.

**There were no reports** from Glenda Brown, Documentation; Jean Ruger, Hall of Fame; JaNelle Erickson, Gifts and Grants; and Carol Cook, Mystery Quilt.

## **Old Business**

**Pat Cleaveland** reminded board members to complete guidelines for their positions and submit them to Laural immediately.

Pat adjourned the meeting at 7:33 p.m.





At left, "Red, White, Blue," 52" x 65", by Mary Peterson won Viewers' Choice in the Quilt-a-Fair Quilt Show.

Immediate left, the Viewers' Choice ribbon designed and made by Kay Hefner.

Above, the prize basket of quilt goodies Penny Christensen won for purchasing from the most shops and quilt-related businesses that were Quilt-a-Fair vendors. The basket included Jim Shore's vintage "An Old Woman Who Lived in the Shoe" figurine; Ricky Tims' recently released book, *Lizzy Albright and the Attic Window*; fat quarters; charm squares; thread; and more.

## Mary Peterson Viewers' Choice Winner at Successful Virtual Quilt-a-Fair

Mary Peterson won the Viewers' Choice Award in the Quilt-a-Fair Quilt Show with her "Red, White, Blue," 52" x 65". She received a ribbon that was handmade by Kay Hefner. Here is how she described her quilt:

"I made this quilt in 2013 during a red, white and blue challenge for Firehouse Quilts. I hang the quilt in my home for the Fourth of July. It was quilted by Karen Niemi."

Congratulations Mary!

Penny Christensen gets accolades and a basket of quilt goodies featuring Jim Shore's vintage "An Old Woman Who Lived in the Shoe" figurine for purchasing from the most Quilt-a-Fair vendors. Way to shop, Penny!

Participants and vendors are telling CQC that our first Virtual Quilt-a-Fair

was a fun, successful weekend. There were 2,186 views to the Quilt-a-Fair page on the CQC website. Of those, 1,426 were to the vendor list and 740 to the event schedule. Quilt-a-Fair planners are pleased with this level of participation for this inaugural online event. The fair raised \$1,800.

While planners, vendors and participants missed seeing each other in person, all stayed safe and well. Participants spent some money, and Quilt-a-Fair continued to promote quilting in Colorado. The vendor list will remain on the CQC website so you can continue to use it as you have quilting needs. The more support CQC can give local shops and quilt-related businesses, the more likely they will be thriving when CQC can next hold Quilt-a-Fair in person.





A special thanks to Jamie Tabaka who was host of Virtual Quilt-a-Fair. She organized the website, created the schedule for the demos and virtual store tours, helped online vendors prepare, and in true CQC fashion, treated the vendors to a wonderful weekend. As a new CQC member, she worked above and beyond to make this event successful.

Thanks also to Dana Jones for putting together the Virtual Quilt Show and to all who entered the show by sending photos and descriptions of their quilts. It was a beautiful display of "Red, White and/or Blue" quilts, the perfect theme for this election year. Thank you to Kay Hefner for making the first ever Virtual Quilt-a-Fair Quilt Show ribbon.

Save the dates for Quilt-a-Fair 2021: September 24-25.

LibraryThing interface showing search results for "anderson".

Search: all: anderson [x]

Title	Author ▼	Date	Tags	Lending	Comments
 Alex Anderson's Baby Quilts with Love: 12 Timeless Projects for Today's Nursery	Alex Anderson	2010	children, patchwork		46 0
 Beautifully Quilted with Alex Anderson: How to Choose or Create the Best Designs for Your Quilt: 6 Timeless Projects, Full-Size Patterns, Ready to Use	Alex Anderson	2003	quilting designs	<b>CHECKED OUT</b> 2020-10-15 Due 2020-12-31	2 Copies; Donated by the estate of Horty Doren 50 0
 Fabric Shopping with Alex Anderson: Seven Projects to Help You: ¥ Make Successful Choices ¥ Build Your Confidence ¥ Add to Your Fabric Stash	Alex Anderson	2000	color confidence, patchwork		Signed by Author; Donated by the estate of Nan Keiper 49 0
 Finish It With Alex Anderson: 6 Terrific Quilt Projects, How to Choose the Perfect Border, Options for Edges	Alex Anderson	2004	borders, finishing, quilting designs, quilting techniques		33

## Finding What You Want in LibraryThing, CQC's Online Search Tool

The CQC Library collection has been entered into an online tool called LibraryThing to provide members with expanded ability to search the catalog. With more than 2,000 items in the library, the ability to search the catalog online makes it easier to find books of interest. Following are tips on how to make the most of this program even if you're a bit computer shy.

Search categories include title; author; publication date; key words, known as *tags*; and comments. The LibraryThing app provides a listing of all items in the CQC Library with a photo of the book or DVD's cover. When members select a book or DVD, LibraryThing displays a page with more information about the item.

Members can access the CQC LibraryThing catalog by clicking the pink "CQC Library" button on the CQC website home page: [coloradoquiltingcouncil.com](http://coloradoquiltingcouncil.com).

Referring to the screen shot of a page of LibraryThing above, here's how to use this online tool to search for books and DVDs:

- Decide if you want to search by title, author, date or other way as indicated in column headings. Click on the triangle next to the column heading you've chosen. For example, see the small triangle next to the Author column heading above. You can toggle this to sort by ascending alphabetical order (A-Z) or descending (Z-A).
- You can enter key words, known as *tags*, into the small search box in the upper right corner of the page. Examples of tags include patchwork, appliqué, baby quilts, art quilts and design. There are several tags displayed for each book. A complete list of the tags used in the CQC library can be displayed by clicking on the tags button, which is fourth from the left near the top of the page.
- Authors' names or book titles can also be entered into the search box. Above, "Anderson" has been entered into the search box, so LibraryThing is displaying books written by Alex Anderson.

Note: There are two search boxes on the page. The smaller search box searches the CQC Library. The larger search box located in the brown header area searches all libraries in LibraryThing, which, while interesting, won't provide the response you're looking for.

Some additional features to know:

- Clicking on a book's title will display more information about the book.
- The Lending column provides information on whether the book is currently checked out and when it is due. The name of the member who has checked out the book is not displayed.

If you find a book or DVD that you'd like to check out, send an email to CQC Librarian Carol Cook at [cqclibrary@gmail.com](mailto:cqclibrary@gmail.com). She will coordinate the possibility of curbside pickup or delivery if you are in the South Denver Metro to Pueblo areas. Otherwise, it is possible to mail items if you are willing to reimburse the postage, which usually is less than \$5.



## Vintage Christmas: A Wealth of Block and Quilt Designs Awaits You

Is it beginning to look a lot like Christmas in your neighborhood? Or are you, like many quilters, looking for last-minute inspiration or patterns for quilt projects and gifts? Lori Holt of Bee in My Bonnet Company provides the projects and inspiration you need in her book *Vintage Christmas* (Fat Quarter Shop, 2018). Don't be fooled by the title. This book has a contemporary view of Christmas quilts, using fresh, bright color palettes. There are full-color illustrations of the blocks and projects and clearly written instructions.

*Vintage Christmas* provides directions for 42 pieced quilt blocks in 6" and 12" sizes. "Vintage Christmas Sampler," pictured on the book's cover, includes all of these blocks, which are a mixture of traditional blocks and one-of-a-kind picture blocks. The blocks are machine pieced, and some include embroidery, rickrack and buttons as finishing touches.

Lori's instructions do not include fabric amounts for each block as she assumes the blocks will be pieced from scraps or a collection of fat quarters. This could be confusing for a novice quilter.

There are settings and instructions for dozens of projects and quilts, which the quilter can personalize by choosing any of the blocks or using the blocks Lori uses. A table-runner design includes 6" and 12" blocks. A mug-mat design, made from just one 6" block, includes a pocket for a straw, spoon or candy cane. Pair it with a mug and hot drink mix for a quick gift for a teacher or co-worker. A placemat design with a utensil pocket and made from one 12" block is another quick gift project.



***Vintage Christmas***  
by Lori Holt of Bee in My Bonnet Company  
(Fat Quarter Shop, 2018)

Pillow designs in two sizes — 12.5" and 18.5" — are good for quick gifts and holiday decorations.

Another section of *Vintage Christmas* provides nine quilt designs incorporating sixteen 6" blocks, nine 12" blocks and a choice of any of four setting rectangles. There are full directions and fabric amounts for these "Two Color Quilts," which finish at 68.5" square. Any of the block designs can be used for these quilts, and the quilter can mix and match the blocks.

Although Lori's examples focus on Christmas color combinations, quilts can be made using some of the more generic blocks, such as stars or flying geese, in other colors combinations to make non-

holiday quilts. These quilts would make great graduation and birthday gifts.

There are 10 other quilt designs using combinations of 6" and 12" blocks. These vary in size from 64.5" x 72.5" up to 90.5" square. Two designs for sampler quilts are provided, including "Vintage Christmas Sampler" and "Christmas Eve," a quilt made with 25 blocks. There are three designs for row quilts using a combination of blocks. Lori's "Bringing Home the Christmas Tree" will be a favorite. It includes patterns for larger "Car with Christmas Tree" and "Christmas Tree" blocks. These quilt patterns include fabric requirements needed for background, sashing, borders, binding and backing, but not the blocks since the blocks can be varied.

There's so much in this book, quilters will have difficulty deciding which of the designs to make and which blocks to include.

Note: Six books have been donated to the CQC library recently, so there are now 2,388 items in the CQC library. An online search tool makes it easy for members to find books and videos of interest. Click on the pink "CQC Library" button on the CQC website — [coloradoquiltingcouncil.com](http://coloradoquiltingcouncil.com) — home page to search the library.

To check out items, contact Carol Cook at [cqclibrary@gmail.com](mailto:cqclibrary@gmail.com). She will coordinate the possibility of curbside pickup or delivery if you are in the South Denver Metro to Pueblo areas. Otherwise, it's possible to mail items if you are willing to reimburse the postage, which usually is less than \$5.

### Help Us Show We Care

Do you know someone who is recovering from surgery, illness or loss of a loved one? As members of CQC, we are a close community even in times of social distancing. Please let Pat MacMillan, CQC corresponding secretary, know if you or a CQC friend needs a card of encouragement or condolence. Contact Pat at [quiltymagic@aol.com](mailto:quiltymagic@aol.com).

It is important to support others and show we care during the difficult times we are living through. Call a friend today.



# CQC October 2020 General Meeting Minutes.....Submitted by Recording Secretary Betty Andrews

**President Laural Hoppes** called the meeting to order at 10 a.m., welcoming members and guests to our fifth virtual meeting via Zoom. Guests were reminded of the guest fee on an honorary basis. Laural reminded members to stay muted when others are speaking. Laural asked that we remember fellow quilters affected by the fires. A message was received from the Peaks and Pines Guild.

Laural spoke of the author Laura Engels Wilder and her stories of growing up with the comfort of warm quilts. Her stories spoke of nine patch, Doves in the Window and Bear Paw quilts.

We need volunteers for 2021 and beyond. Essential positions include treasurer, communications coordinator and 2022 raffle-quilt construction. Committee positions open include Western Slope documentation, events coordinator and mystery-quilt designer. Summaries of several positions were given by those currently holding the positions.

**2nd Vice President for Programs Dana Jones** announced upcoming programs and workshops: Diane Harris will present her "Jingle Bells" trunk show December 5 and teach "Baby Windmills" December 6. Helen Frost will speak and teach in January. Rose Parr will speak in February. Angela Jones will teach in February. Crystal Wentz of Meadow Lane Stitching will speak and teach in March. Dana introduced the speaker, Cindy Grisdel, who spoke on the "Anatomy of Improv."

**Recording Secretary Betty Andrews:** August general meeting minutes were approved as published.

**1st Vice President for Membership Pat Cleaveland:** There are 559 members. Re-

newals due in January 2021 and beyond will increase \$5 per person from \$25 to \$30. The cost of receiving mailed newsletters will increase by \$5 from \$10 to \$15.

**Treasurer Mary Rush:** Account balances as of September 30, 2020, were: general fund, \$5,125.31; raffle fund, \$6,383.84; Shirley Sanden Fund, \$3,929.03, for total operating funds of \$15,438.18, plus CD, \$10,948.20, and Quilt-a-Fair, \$16,303.15, for a total of \$42,689.53.

**Nominations Chair Nancy Samuels** announced elected board positions for 2021: Laural Hoppes, president; Pat Cleaveland, first vice president for membership (needs a person to learn position for 2022); Dana Jones, 2nd vice president for programs (needs a 2nd vice president elect for programs to learn position); Betty Andrews, secretary; and Mary Rush, treasurer. These officers were elected in a vote by CQC members. Numerous committees need volunteers. Contact Nancy Samuels to volunteer.

**Laural Hoppes** presented the edited and reviewed CQC bylaws, which were published on the website for consideration by members, for approval. The majority of those present approved the bylaws with two abstentions and zero no votes.

**Outreach Awards Chair Jackie Anderson:** Outreach awards have been deferred for 2020. If you have someone you wish to nominate for 2021, you may do so from now until a deadline in 2021 that is still to be set.

**Betsy Stewart, Project Warm Hearts:** Betsy announced Glenda Brown's name was drawn for October so a finished quilt will go to her chosen charity, ABC Quilts. Maryann Ray completed a quilt top for

Project Warm Hearts, and Pat MacMillan completed the most blocks during the Fall Retreat Project Warm Hearts stitch along. Betsy has quilts in various stages as well as kits to be completed. Contact her at [cqcwarmhearts@gmail.com](mailto:cqcwarmhearts@gmail.com) if you would like to help.

Dana Jones shared a question from Zoom Chat that asked if we should be thinking about quilts or supplies for fellow quilters affected by the fires. Laural suggested we table the discussion until we have information on needs.

**Betty Andrews, Fall Retreat:** We had 27 paid registrations for Fall Retreat. Thanks to Dana Jones for her lecture and workshops. Thanks to Betsy Stewart for hosting a Project Warm Hearts stitch along.

**Dawn Mills, Quilt-a-Fair:** Virtual Quilt-a-Fair was well attended. There were 52 quilts submitted for the quilt show. Mary Peterson won the Viewer's Choice Award and was presented a ribbon made by Kay Hefner. Penny Christensen won a basket of quilt goodies for purchasing items at the most shops during the Quilt-a-Fair online shop hop. Vendor links will remain on the CQC website to help support vendors. Thanks to Jamie Tabaka and Dana Jones for their skills, coordination and ability to make the virtual Quilt-a-Fair a success. If you would like to help with Quilt-a-Fair 2021, there are volunteer openings. Planning meetings will start early in 2021.

**Laural Hoppes:** Any board members who have not submitted inventories of guild items in their possession, please do so immediately.

Laural adjourned the meeting at 11:48 a.m.

## Quilting for Others: CQC's Project Warm Hearts

Colorado Quilting Council's Project Warm Hearts involves members in charitable work, assists organizations in their fundraising activities and lets quilters do more for others by helping a charity of their choice. Here's how to participate:

- Make one or more quilt blocks following the directions provided on page 13.
- Fill out the form on page 13, including information on the charity of your choice. Complete a form for each block made.
- For each block you submit with a completed form, your name will be entered into a drawing to choose which of the nominated charities will receive Project Warm Hearts quilts.
- Mail completed blocks to: CQC Warm Hearts, 6215 South Macon Way, Englewood, CO 80111.

For information and if you want to piece a top or quilt or bind a quilt, contact Betsy Stewart at [cqcwarmhearts@gmail.com](mailto:cqcwarmhearts@gmail.com) or call 303-726-4676.

# Grecia Cross Current Project Warm Hearts Block

## Block Directions

This block finishes at 9" x 9" in the quilt. That means the block you submit should be 9½" x 9½". Make the background from cream or off-white fabric and the colorful portion of the block from a print or colored fabric that is the same within each block. A variety of print or colored fabrics may be used when making multiple blocks.

## Cutting

Cream fabric:

- Cut two 3⅞" x 3⅞" squares\*
- Cut four 2" x 3½" rectangles

Print/colored fabric:

- Cut two 3⅞" x 3⅞" squares\*
- Cut four 2" x 3½" rectangles
- Cut one 3½" x 3½" square

\*If you want to make oversized half-square triangles (HST), cut 4" squares. Make the HSTs as directed in Steps 1-5 then trim them to 3½" squares.



## Assembly

**Step 1:** Draw a diagonal line on the wrong side of each cream 3⅞" square.


**Step 2:** Align the edges of a cream 3⅞" square and a print 3⅞" square right sides together.

**Step 3:** Stitch ¼" from the drawn diagonal line on both sides of the line.

**Step 4:** Cut on the drawn line. This will yield two HSTs. Repeat with the other set of 3⅞" squares.



**Step 5:** Press the four HSTs open, pressing toward the print fabric.



**Step 6:** Align the edges of a cream 2" x 3½" rectangle and a print 2" x 3½" rectangle right sides together.

**Step 7:** Stitch the rectangles together on one long side.

**Step 8:** Press the rectangles open, pressing toward the print fabric. Repeat to make four rectangle units.



**Step 9:** Sew a rectangle unit to each side of the print 3½" x 3½" square. The cream side of the rectangle unit should be next to the 3½" x 3½" square. Press toward the 3½" x 3½" square. This is the center row of the block.



**Step 10:** Sew a HST to each side of one of the remaining two rectangle units, placing the colored portion of the HST next to the rectangle unit. Press toward the HSTs. Repeat with the remaining rectangle unit and the two remaining HSTs. These will be the top and bottom rows of the block.



**Step 11:** Sew the top row of the block to the center row. The cream portion of the rectangle unit should be facing into the block next to the center square of the center row.

**Step 12:** Sew the bottom row of the block to the center row. The cream portion of the block should be facing into the block next to the center square of the center row.

The block is complete. It should measure 9½" x 9½".

**Project Warm Hearts:** Submit 1 form/block

Name

Phone

Cell Phone

Email Address

Street Address

City, State, Zip

Charity

Charity Contact

If you'd like to piece your blocks into a quilt top, the size for Project Warm Hearts quilts is about 40" x 50".

# CQC's Financial Health

## Bank Balance as of September 30, 2020

1st Bank Checking	\$	5,125.31
1st Bank Raffle Account		6,383.84
1st Bank Shirley Sanden Restricted Fund		3,929.03
<hr/>		
Total Operations Funds	\$	15,438.18
<hr/>		
1st Bank Savings CD (maturity 3-23-2021)	\$	10,948.20
<hr/>		
1st Bank Quilt-a-Fair	\$	16,303.15
<hr/>		
<b>Total Funds Available</b>	<b>\$</b>	<b>\$42,689.53</b>

## Profit and Loss for September 2020

### Ordinary Income/Expense Income

#### Income

4000	Interest Income	\$	2.92
4001	Membership Dues		225.00
4001.1	Newsletter: Mailing Fee		30.00
4001.3	Newsletter: Ads		70.00
4002	Workshop Revenue		495.00
4007.1	Quilt-a-Fair Booth Rental		1,285.00
4009.1	CQC Raffle		553.00
4011	Guest Fees, Membership		10.00
4016	Fall Retreat Registrations		725.00
4019	Exhibits/Quilt Show/Entry Fees		520.00
4023	Royalties		7.08
4049	Cash Donations		255.00

#### Total Income

**\$ 4,178.00**

#### Gross Profit

**\$ 4,178.00**

#### Expense

5003	Bank Charges	\$	2.00
5009	Copying/Printing		197.57
5011.1	Bookkeeper Services		1,000.00
5011.2	Webmaster Subcontractor		300.00
5017	Miscellaneous		100.00
5018	Postage		274.23
5022	Speaker/Teacher Fees		1,375.00

#### Total Expense

**\$ 3,248.80**

#### Net Ordinary Income

**\$ 929.20**

#### Net Income

**\$ 929.20**

## Wanda Louise Thomas, 89, Dies at Home

CQC member Wanda Louise Thomas died September 21 at her home in Centennial. She was 89. Her true passion was quilting. She made countless quilts, many of them displayed at the Colorado State Capitol during CQC's shows there. One of her quilts was part of an exhibition that traveled to Japan.

Wanda was preceded in death by her husband, Jim, who she married in Oklahoma in 1948. They were married 59 years. They lived in Oklahoma and Arkansas before settling in Colorado where they loved the mountains. They spent as much time as possible at their cabin in southwest Colorado where they enjoyed hiking, fishing, and exploring in their International Harvester Scouts.

Wanda and Jim had three sons. John and Larry are deceased; Dean survives. She was a grandmother and great-grandmother.

## Mary Ellis 'Sandy' Sanford, 84, Passes

Mary Ellis "Sandy" Sanford, 84, died April 9. A member of CQC, her three great loves included quilting. The other two: her family and all things Alaskan.

Sandy made several prize-winning quilts, many bed quilts and many decorative wall hangings, including one for each of her four children to commemorate unique facets of their lives.

Sandy's first great love was her family. She is survived by her widower, Herb, who she met in 12th grade and married in 1955. They lived in California before moving to Littleton in 1963. In 1996, they moved to Jefferson in South Park to fulfill Sandy's lifetime dream to live in the mountains. They moved back to Littleton in 2015. Technology allowed Sandy to keep in touch with family in Tennessee, Oregon and Alaska. She is survived by her children, eight grandchildren and eight great-grandchildren.

Sandy's love for Alaska was sparked by a 25th wedding anniversary trip there and concluded with her watching the 2020 Iditarod Sled Dog Race online in March.



## A Stitching Shop

4444 Morrison Road  
Denver, Colorado 80219-2446  
(303) 727-8500

(Monday - Saturday: 10 AM to 5 PM)



[www.StitchingShop.com](http://www.StitchingShop.com)  
[ASTitchingShop@gmail.com](mailto:ASTitchingShop@gmail.com)

12-2020



# Business Directory

The following businesses are members of Colorado Quilting Council. You are encouraged to visit as many of them as you can and thank them for being part of our statewide organization. Most shop hours are pre-COVID-19. Call shops for current hours.

## Alamosa

### Alamosa Quilt Company

710 Del Sol Drive, Alamosa, CO 81101

719-937-2555

10 a.m.-5 p.m. Monday-Friday

10 a.m.-3 p.m. Saturday

Web: [alamosaquiltcompany.com](http://alamosaquiltcompany.com)

This shop specializes in modern fabrics and has cottons, flannels, wools and velvets plus Sue Spargo books, Aurafil thread, Bernina supplies and notions.

## Arvada

### Arvada Quilting Company

7485 W. 83rd Ave., Arvada, CO 80003

303-420-1018

Hours by appointment

Email: [arvadaquiltingco@aol.com](mailto:arvadaquiltingco@aol.com)

Contact: Joanne Holzer

Joanne does computerized long-arm quilting. Her edge-to-edge pricing is based on square inches and repeat-pattern size. Mailing service is offered.

## Boulder

### Elfriede's Fine Fabrics

2425 Canyon Blvd., Boulder, CO 80302

303-447-0132

10 a.m.-6 p.m. Monday-Saturday

Web: [elfriedesfinefabrics.com](http://elfriedesfinefabrics.com)

Elfriede's offers top-quality quilting and garment fabrics including Liberty of London cotton lawns, Indonesian cotton and rayon batiks, and a large selection of Asian prints.

## eQuilter

6201 Spine Road, Boulder, CO 80301

303-527-0856

Web: [eQuilter.com](http://eQuilter.com)

Contact: Luana Rubin

This online shop offers 20,000 quilt fabrics and products in stock with 1,000 new products added to inventory each month. 2 percent of sales are given to charity. Save on shipping by picking up orders at the Boulder warehouse.

## Breckenridge

### JK Studio

100 S. Main Street, Breckenridge, CO 80424

717-855-0561

Email: [jkestudio@jkstudiollc.com](mailto:jkestudio@jkstudiollc.com)

Web: [jkstudiollc.com](http://jkstudiollc.com)

JK Studio sells handmade items including quilted wall hangings, fabric pictures, fabric pins, embellished fleece vests and sweatshirts, paperweights, coasters, and more. Sorry, no quilting supplies.

## Brighton

### On Pins & Needles

39 N. Main Street, Brighton, CO 80601

770-667-4086

Email: [annav@onpinsandneedles.com](mailto:annav@onpinsandneedles.com)

Web: [onpinsandneedles.com](http://onpinsandneedles.com)

Contact: Anna Verbeek

## Broomfield

### The Quilt Store

12710 Lowell Blvd., Broomfield, CO 80020

303-465-0750

10 a.m.-6 p.m. Monday-Saturday

10 a.m.-3 p.m. Sunday

Web: [thequiltstore.net](http://thequiltstore.net)

This one-stop shop offers classes, supplies, books, patterns, kits and gifts.

## Buena Vista

### Bev's Stitchery

202 Tabor Street, P.O. Box 1773

Buena Vista, CO 81211

719-395-8780

9:30 a.m.-5 p.m. Monday-Friday

9:30 a.m.-3 p.m. Saturday

Contact: Bev Zabloudil

Bev's sells fabric, notions, and needlework and quilting supplies, and offers classes.

### BV Riverside Lodge B&B

30000 CR 371, Buena Vista, CO 81211

719-395-3444

Web: [BuenaVistaRiversideLodge.com](http://BuenaVistaRiversideLodge.com)

This quilting and knitting retreat center on the Arkansas River is southwest of Denver and Colorado Springs. Lodging and meals provided. Form your own group or join a group.

## Canon City

### Cedar Ridge Quilting

Canon City, Colorado

719-289-4928

Email: [cyndi@cedarridgequilting.com](mailto:cyndi@cedarridgequilting.com)

Web: [cedarridgequilting.com](http://cedarridgequilting.com)

Contact: Cyndi McChesney

Cyndi McChesney, NQA certified instructor, offers trunk shows, lectures and workshops, and long-arm quilting services.

## Canon City

### First Stitches Canon City

212 S. 4th Street, Canon City, CO 81212

719-285-8088

10 a.m.-5 p.m. Monday-Friday

10 a.m.-4 p.m. Saturday

Email [kim@firststitches.com](mailto:kim@firststitches.com)

Web: [firststitches.com](http://firststitches.com)

Contact: Kimberly Smith

This Janome, Baby Lock, Brother and AccuQuilt GO! dealer carries fabric, notions and machine-embroidery supplies, and offers classes.

## Castle Rock

### Sew-Ciety

1025 S. Perry Street, Suite 101

Castle Rock, CO 80104

720-733-8102

10 a.m.-6 p.m. Monday-Friday

10 a.m.-5 p.m. Saturday

Email: [sew-ciety@sew-ciety.com](mailto:sew-ciety@sew-ciety.com)

Web: [sew-ciety.com](http://sew-ciety.com)

## Centennial

### Holly's Quilt Cabin

8210 S. Holly Street, Centennial, CO 80122

720-529-9659

9:30 a.m.-5 p.m. Monday-Saturday

Noon-4 p.m. Sunday

Email: [info@thequiltcabin.com](mailto:info@thequiltcabin.com)

Web: [thequiltcabin.com](http://thequiltcabin.com)

Holly's has more than 7,000 bolts of fabric by a variety of designers. The shop is home to Mountainpeak Creations pattern company.

## Colorado Springs

### Bobbie Aug

P.O. Box 9654

Colorado Springs, CO 80932-0654

719-632-3767

FAX: 719-632-9210

Email: [qwltp@msn.com](mailto:qwltp@msn.com)

Teacher and lecturer Bobbie Aug offers programs, classes and workshops.

### High Country Quilts

4727 N. Academy Blvd.

Colorado Springs, CO 80918

719-598-1312

9:30 a.m.-6 p.m. Monday-Saturday

Email: [hc@hcquilts.com](mailto:hc@hcquilts.com)

Web: [hcquilts.com](http://hcquilts.com)

Owners: Karen Rellaforde and Jean Wilt

This shop sells quilting supplies, fabric, Bernina sewing machines and APQS long-arm quilting machines, and offers classes.

*Continued on page 16*

## Colorado Springs

### Ladybug Hill Quilts

929 Fillmore St., Colorado Springs, CO 80907  
719-593-5949

10 a.m.-5:30 p.m. Monday-Thursday

10 a.m.-5 p.m. Friday

9:30 a.m.-5 p.m. Saturday

Web: [ladybughillquilts.com](http://ladybughillquilts.com)

Contact: Sydney Risley

This authorized dealer of Janome sewing machines sells fabric, kits, patterns and books, and offers classes and long-arm rentals.

### Meetinghouse Hill Designs

9518 Penstemon Court

Colorado Springs, CO 80920

719-282-3518

Email:

[kathy@meetinghousehilldesigns.com](mailto:kathy@meetinghousehilldesigns.com)

Contact: Kathy Gaul

### Ruth's Stitchery

4440 Austin Bluffs Parkway

Colorado Springs, CO 80918

719-591-1717 or 1-888-591-8803

9 a.m.-5 p.m. Monday-Saturday

Noon-5 p.m. Sunday

Email: [rstitchery@pcisys.net](mailto:rstitchery@pcisys.net)

Web: [ruthsstitchery.com](http://ruthsstitchery.com)

Contact: Catherine Culp and Beth Spillane

Ruth's Stitchery, an authorized Viking dealer, sells fabric, cross-stitch and machine-embroidery supplies.

## Craig

### Quilter's Quest

335 E. Victory Way, Craig, CO 81625

970-826-0111

10:30 a.m.-5:30 p.m. Tuesday-Friday

11 a.m.-4 p.m. Saturday

Call for summer hours.

Owner: Brenda Rummel

This shop offers top-quality cottons with the most affordable prices in northwest Colorado.

## Denver

### A Stitching Shop (aka Brazilian Embroidery)

4444 Morrison Road, Denver, CO 80219

303-727-8500

10 a.m.-5 p.m. Monday-Saturday

Web: [StitchingShop.com](http://StitchingShop.com)

Christine Hause teaches beginning to advanced classes and workshops in stitchery from canvas to cross-stitch to quilt embellishment with silk ribbon and thread. She also lectures. Phone and mail orders are taken.

## Durango

### Durango Quilt Company

450 S. Camino del Rio, Suite #102

Durango, CO 81301

970-247-2582; FAX: 970-375-0259

10 a.m.-5 p.m. Monday-Saturday

Email: [durangoquilts@qwestoffice.net](mailto:durangoquilts@qwestoffice.net)

Facebook: Durango Quilt Company

Owners: Judy Danielson and Margien Gram

This shop sells fabric, including flannels and batiks, books, kits and notions, and offers classes.

## Englewood

### Infinity Logo Solutions

13303 E. Adam Aircraft Circle, Unit #38

Englewood, CO 80112

303-885-2530

Email: [sales@infinitylogosolutions.com](mailto:sales@infinitylogosolutions.com)

Contact: John Hanson

### Wooden Spools

2805 S. Broadway, Englewood, CO 80113

303-761-9231

10 a.m.-6 p.m. Monday-Saturday

Noon-4 p.m. Sunday

Web: [woodenspools.com](http://woodenspools.com)

Contact: Vicki Skigen

Wooden Spools features new and revived quality cotton fabric and a large selection of yarn.

## Erie

### A Quilter's Corner

71 Erie Parkway, #104, Erie, CO 80516

720-328-8181

10 a.m.-5:30 p.m. Monday-Saturday

11 a.m.-4 p.m. Sunday

Web: [aquilterscorner.com](http://aquilterscorner.com)

Owner: Marci Schnabel

This shop has more than 5,000 bolts of fabric from classic to modern and quilting accessories, thread, kits, patterns and decorative signs.

### Colorado Creations Quilting

849 Pope Drive, Erie, CO 80516

Email:

[info@coloradocreationsquilting.com](mailto:info@coloradocreationsquilting.com)

Web: [coloradocreationsquilting.com](http://coloradocreationsquilting.com)

Contact: Jackie Vujcich

Jackie lectures and teaches quilt classes and workshops. Her online shop features nature-themed cotton and batik fabrics, pictorial and patchwork patterns, and kits and gift items.

### Cotton Sandwich Quilt Shop, LLC

170 Cessna Drive, Erie, CO 80516-8112

303-993-4061 or 720-890-8523

Hours by appointment

Web: [cottonsandwichquiltshop.com](http://cottonsandwichquiltshop.com)

This shop carries fabric, fat-quarter bundles, novelty fabrics, quilt kits and patterns, Aunt Martha's iron-on patterns, flour-sack towels, and notions.

## Estes Park

### A Picture Perfect Place

540 Laurel Lane, Unit #1D

Estes Park, CO 80517

970-284-6603

Contact: Amy

This quilt retreat center supplies irons and ironing boards, a design wall, sleeping space for up to 12 people, three baths, comfy chairs, good lighting, a full kitchen, dining area and fireplace, all with a view of Longs Peak.

### Cottage Bliss

870 Moraine Ave., Estes Park, CO 80517

970-577-1557

10 a.m.-5 p.m. Monday-Saturday

Web: [cottageblissestes.com](http://cottageblissestes.com)

Fabrics offered by this shop are neo-vintage, bohemian, romantic, lodge and batiks. Quilt kits, notions, books and patterns plus gifts and home decor are also available.

## Fort Collins

### Fig Leaf

2834 S. College Ave., Fort Collins, CO 80525

970-495-1766

10 a.m.-6 p.m. Monday-Saturday

Noon-5 p.m. Sunday

Web: [thefigleafquilting.com](http://thefigleafquilting.com)

Contact: Laura Shotwell

Fig Leaf offers classes, fabric, notions, country furnishings and accessories.

### Maggie's Sewing & Fabric

1725 S. College Ave., Fort Collins, CO 80525

970-472-1822

9:30 a.m.-5 p.m. Monday-Friday

10 a.m.-3 p.m. Saturday

Website: <https://www.maggiessewvac.com>

Email: [info@maggiessewvac.com](mailto:info@maggiessewvac.com)

Maggie's sells Baby Lock sewing machines, sergers and long-arm quilting machines; services most makes and models of sewing machines; and sells fabric, thread, patterns and classes.

### The Presser Foot

1833 Harmony Road, Fort Collins, CO 80525

970-484-1094

10 a.m.-5 p.m. Monday-Wednesday and

Friday-Saturday

10 a.m.-6 p.m. Thursday

Email: [sewbernina@thepresserfoot.com](mailto:sewbernina@thepresserfoot.com)

Web: [thepresserfoot.com](http://thepresserfoot.com)

The Presser Foot sells Bernina sewing machines and accessories and services all brands of machines. The shop offers specialty classes and carries a variety of thread.

## Fort Morgan

### Inspirations Quilt Shop

19562 County Road R. 7 (marked as 8th Avenue)

Fort Morgan, CO 80701

970-542-0810

9 a.m.-5:30 p.m. Monday-Saturday

Web: [inspirationsquiltshop.com](http://inspirationsquiltshop.com)

Fabric, quilters' needs, gift items and classes are available at this shop.

## Golden

### Golden Quilt Company

1108 Washington Ave., Golden, CO 80401

303-277-0717

10 a.m.-5:30 p.m. Monday-Saturday

Noon-4 p.m. Sunday

Email: [info@goldenquiltcompany.com](mailto:info@goldenquiltcompany.com)

Web: [goldenquiltcompany.com](http://goldenquiltcompany.com)

Owner: Nancy Swanton

This shop specializes in Kaffe Fassett, batik, bright, and black-and-white fabrics and carries notions, gifts, kits and finished quilts. It offers classes and machine-quilting services.

### Rocky Mountain Quilt Museum

200 Violet Street, Unit 140, Golden, CO 80401

303-277-0377

10 a.m.-4 p.m. Monday-Saturday

Web: [rmqm.org](http://rmqm.org)

The museum's exhibits change quarterly. The gift shop carries quilts, quilt-related items, fabric, books and notions.

## Granby

### Fabric Nook

387 E. Agate, P.O. Box 694, Granby, CO 80446

970-887-2005

10 a.m.-5 p.m. Monday-Friday

10 a.m.-4 p.m. Saturday

Web: [tinastfabricnook.com](http://tinastfabricnook.com)

Contact: Tina Holley

Fabric, patterns, notions, quilting supplies, books and classes are offered at this shop.

## Grand Junction

### Hi Fashion Sewing & Quilt Shop

2584 Patterson Road, Unit B

Grand Junction, CO 81505

970-256-1293

9:30 a.m.-5:30 p.m. Monday-Friday

9:30 a.m.-2 p.m. Saturday

Web: [hifashiongi.com](http://hifashiongi.com)

Hi Fashion sells Bernina, Baby Lock and Janome sewing machines and services all brands. The shop sells cotton fabric and notions, and offers classes.

### Owl's Nest

527 Bogart Lane, Grand Junction, CO 81505

970-241-5700

Email: [info@owlsnestquilters.com](mailto:info@owlsnestquilters.com)

Web: [owlsnestquilters.com](http://owlsnestquilters.com)

Contact: Carol Schneider

## Greenwood Village

### The Quilted Cricket

5125 S. Clarkson St., Greenwood Village, CO 80121

303-667-8846. Call for an appointment.

Email: [Crystal@Zagnoli.com](mailto:Crystal@Zagnoli.com)

Web: [thequiltedcricket.com](http://thequiltedcricket.com)

Contact: Crystal Zagnoli

The Quilted Cricket studio houses three 26" Innova long-arm machines. This business provides reasonably priced edge-to-edge and custom quilting services. No intake fees. No minimums.

## Highlands Ranch

### A Quilter's Choice - APQS West

8698 Aberdeen Circle, Highlands Ranch, CO 80130

435-229-2703

Hours by appointment; call ahead.

Email: [aquilterschoice@gmail.com](mailto:aquilterschoice@gmail.com)

Web: [aquilterschoice.com](http://aquilterschoice.com)

Contact: Myrna Ficken

Quilt artist Myrna Ficken provides APQS machine sales and rentals, machine service, long-arm and piecing classes, long-arm supplies, and quilting service.

## Holyoke

### Creative Traditions, LLC

115 S. Interoccean Ave., Holyoke, CO 80734

970-854-3699

10 a.m.-6 p.m. Monday-Friday

10 a.m.-3 p.m. Saturday

Web: [creative-traditions.com](http://creative-traditions.com)

Owner: Julie Haake

This shop sells quilting cottons, flannels and batiks plus patterns, quilting supplies, notions, kits, gifts, finished quilts and yarn, and offers classes.

## Idaho Springs

### Dancing Sky Quilting

201 Fall River Road, Idaho Springs, CO 80452

303-895-6066

Email: [kkfellbaum@gmail.com](mailto:kkfellbaum@gmail.com)

Contact: Kathryn Koch-Fellbaum

Kathryn provides hand-guided long-arm edge-to-edge and custom quilting with quick turnaround. Mail orders are accepted, and Kathryn will arrange pickup and drop off.

## Lafayette

### Studio Bernina

2850 Arapahoe Road, Suite 100

Lafayette, CO 80026

303-447-0852

10 a.m.-5 p.m. Monday, Friday and Saturday

10 a.m.-6 p.m. Tuesday-Thursday

Web: [studiobernina.com](http://studiobernina.com)

Contact: Vanessa

This shop carries a full line of Bernina sewing machines and sponsors a professional sewing school. Same-day service is available by appointment.

## Littleton

### Designs by Deb

5624 S. Datura Street, Littleton, CO 80120

303-794-3626

Call for appointment.

Email: [designsbydeb.co@gmail.com](mailto:designsbydeb.co@gmail.com)

Web: [debrageissler.com](http://debrageissler.com)

Contact: Deb Geissler

Deb offers computerized long-arm quilting with quick turnaround for edge-to-edge at affordable prices.

## Littleton

### The Creative Needle

6905 S. Broadway, #113, Littleton, CO 80122

303-794-7312

10 a.m.-2 p.m. Monday-Saturday

Email: [needle@thecreativeneedle.com](mailto:needle@thecreativeneedle.com)

Web: [thecreativeneedle.com](http://thecreativeneedle.com)

Contact: Marge Serck

The Creative Needle offers classes, fabric, quilting and cross-stitch supplies, thread, kits, heirloom fabrics and lace, smocking plates and pleaters, and custom quilting. The shop provides authorized sales and service for Elna, Janome, Necchi and Juki sewing machines.

## Longmont

### AQS Certified Quilt Appraiser

Jeananne Wright

1152 E. 4th Ave., Longmont, CO 80504

303-772-7684

Email: [oldquilts@comcast.net](mailto:oldquilts@comcast.net)

Jeananne offers quilt appraisals and "Have Quilts, Will Travel" lectures and programs.

### Maggie's Sewing & Fabric

1450 N. Main Street, Unit B

Longmont, CO 80501

303-651-7752

9:30 a.m.-5 p.m. Monday-Friday

10 a.m.-3 p.m. Saturday

Website: <https://www.maggiessewvac.com>

Email: [info@maggiessewvac.com](mailto:info@maggiessewvac.com)

Maggie's sells Baby Lock sewing machines, sergers and long-arm quilting machines; services most makes and models of sewing machines; and sells fabric, thread, patterns and classes.

### The Presser Foot

2430 N. Main Street, Longmont, CO 80501

303-485-6681

10 a.m.-5 p.m. Monday-Wednesday, Friday and

Saturday; 10 a.m.-6 p.m. Thursday

Email: [bernina@thepresserfoot.com](mailto:bernina@thepresserfoot.com)

Web: [thepresserfoot.com](http://thepresserfoot.com)

The Presser Foot sells Bernina sewing machines and accessories and services all brands of machines. The shop offers specialty classes and carries a variety of thread.

## Loveland

### Quilter's Dream

281 E. 29th Street, Suite G, Loveland, CO 80539

970-461-8373

Email: [quiltsaplenty@hotmail.com](mailto:quiltsaplenty@hotmail.com)

Web: [LovelandsQuiltersDream.com](http://LovelandsQuiltersDream.com)

Contact: Jackie Galbraith

.....Continued on page 18



## **Loveland**

### **Meadow Lane Stitching**

1479 W. Eisenhower Blvd., Loveland, CO 80549

Located inside Stitches Quilt Shop

970-672-9693

11 a.m.-4 p.m. Thursday-Saturday

Web: [meadowlanestitching.com](http://meadowlanestitching.com)

Owner: Crystal Soderquist Wentz

This shop offers supplies, patterns, notions and classes for hand stitching, including embroidery, wool appliqué, sashiko and more. Also available: Long-arm quilting.

### **Stitches Quilt Shop**

1479 W. Eisenhower Blvd., Loveland, CO 80549

970-541-1520

Email: <http://stitchesloveland.com>

This shop specializes in modern, bright, fun fabrics for quilting and bags.

## **Lyons**

### **Lyons Quilting**

P.O. Box 1491, Lyons, CO 80540

9:30 a.m.-3:30 p.m. Monday-Saturday

Web: [lyonsquilting.com](http://lyonsquilting.com)

## **Milliken**

### **Eye of the Beholder Quilt Design**

2324 Carriage Drive, Milliken, CO 80543

970-330-6164

Email: [info@eobquiltedesign.com](mailto:info@eobquiltedesign.com)

Web: [eobquiltedesign.com](http://eobquiltedesign.com)

Owner: Margaret Brewster Willingham

Margaret offers original quilt patterns for appliqué and reverse appliqué for hand and machine in print and digital download, and is available for workshops, trunk shows, lectures and retreats.

## **Monte Vista**

### **Shades, Quilts & Etc.**

129 Adams Street, Monte Vista, CO 81144

719-852-2179

9:30 a.m.-5 p.m. Monday-Friday

9:30 a.m.-3 p.m. Saturday

Contact: Marilyn Davey

Web: [shadesquiltsandetc.com](http://shadesquiltsandetc.com)

This Janome dealer carries fabric, books and quilting supplies, and offers classes.

## **Montrose**

### **Ladybugz Quilt Company**

330 S. 8th Street, Montrose, CO 81401

970-249-1600

9:30 a.m.-5 p.m. Monday-Thursday

9:30 a.m.-4 p.m. Friday; 10 a.m.-4 p.m. Saturday

Email: [info@ladybugzquilt.com](mailto:info@ladybugzquilt.com)

Web: <https://www.ladybugzquilt.com>

Ladybugz offers quilt fabric, notions, classes and long-arm rental.

## **Monument**

### **Dash of Thread Quilt Studio**

Monument, Colorado

719-482-5392

Email: [info@dashofthread.com](mailto:info@dashofthread.com)

Web: [dashofthread.com](http://dashofthread.com)

This computerized long-arm quilting service promises fast turnaround, personalized service, attention to detail and mailing service.

### **Sew in Tune**

252 Front Street, Monument, CO 80132

719-203-5642

10 a.m.-2 p.m. Monday; 10 a.m.-5 p.m. Tuesday-Friday; 10 a.m.-2 p.m. Saturday; and by appointment

Facebook: Sew-In-Tune

Instagram: [sewintuneservicing](https://www.instagram.com/sewintuneservicing)

Web: [sewintuneservicing.com](http://sewintuneservicing.com)

Sew in Tune services and repairs sewing machines. The shop offers fabric, notions, sewing machines and classes.

## **Parker**

### **Richard Elliott Service**

8264 Lakeshore Drive, Parker, CO 80134

303-841-6432

Email: [rcelliott@q.com](mailto:rcelliott@q.com)

Richard will travel from Fort Collins to Pueblo to provide onsite service for all brands of long-arm machines. He can upgrade older machines with stitch regulation and robotics.

## **Pueblo**

### **First Stitches Pueblo**

805 Eagleridge Blvd., #140, Pueblo, CO 81008

719-225-8142

9:30 a.m.-5:30 p.m. Monday-Friday

9:30 a.m.-4 p.m. Saturday

Email: [kim@firststitches.com](mailto:kim@firststitches.com)

Web: [firststitchespueblo.com](http://firststitchespueblo.com)

Contact: Kimberly Smith

First Stitches provides sales and service for Baby Lock and Brother sewing machines and AccuQuilt GO! cutters. It offers fabric, machine embroidery supplies, notions and classes.

### **Stitcher's Garden**

308 S. Union Ave., Pueblo, CO 81003

719-545-3320

FAX: 719-545-3307

10 a.m.-5 p.m. Tuesday-Friday

10 a.m.-4 p.m. Saturday

Email: [stitchers\\_garden@yahoo.com](mailto:stitchers_garden@yahoo.com)

Contact: Sandy Strickland

Stitcher's Garden carries fabric, books, thread, notions, patterns and yarn, and offers classes.

## **South Fork**

### **Rio River Retreat**

South Fork, Colorado; 806-290-2456

Web: [Rioriverretreat.com](http://Rioriverretreat.com)

This log cabin on the Rio Grande River offers full-service and self-service retreats and provides tables, ironing supplies and a cutting station. Join a scheduled retreat or schedule your own group's retreat.

## **Thornton**

### **Above & Beyond Sewing & Vacuum**

3987 E. 120th Ave., Thornton, CO 80241

303-317-2004

Email: [kate@aboveandbeyondsewing.com](mailto:kate@aboveandbeyondsewing.com)

Web: [aboveandbeyondsewing.com](http://aboveandbeyondsewing.com)

## **Thornton**

### **Calico Creek Quilting**

720-988-1080 or 303-457-2006

Call for appointments and consultations.

Contact: Lucille Rypinski

Lucille provides hand-guided long-arm quilting, including custom and quick turnaround edge-to-edge quilting.

### **Dawna's Design Threads**

4061 E. 133rd Place, Thornton, CO 80241

720-323-4338

Email: [dawnasdesignthreads@gmail.com](mailto:dawnasdesignthreads@gmail.com)

Web: [dawnasdesignthreads.com](http://dawnasdesignthreads.com)

## **Wheat Ridge**

### **The Craft Box LLC**

6191 W. 44th Ave.

Wheat Ridge, CO 80033

303-279-1069

10 a.m.-5 p.m. Monday-Friday

10 a.m.-4 p.m. Saturday

Email: [craftboxcolorado@gmail.com](mailto:craftboxcolorado@gmail.com)

Web: [craftboxcolorado.com](http://craftboxcolorado.com)

The Craft Box connects and creates community through thrifty crafting.

## **Sandy, Utah**

### **Rocky Mountain Sewing and Fabric**

8740 S. 700 E. Sandy, UT 84070

801-566-3812

Web: [rmequilters.com](http://rmequilters.com)

Contact: Lisa Rogers

This Gammill dealer for Colorado, Utah and Nebraska sells thread, batting on the roll, and 90-inch wide Minky and sateen backing.

## **Laramie, Wyoming**

### **Quilt Essentials**

314 S. 2nd Street, Laramie, WY 82070

307-742-6156

10 a.m.-5:30 p.m. Monday-Saturday

Facebook: [facebook.com/QuiltEssentials](https://www.facebook.com/QuiltEssentials)

Web: [quiltessentialslaramie.com](http://quiltessentialslaramie.com)

Contact: Kara Enyeart

Quilt Essentials carries a variety of fabrics specializing in reproduction, batik and juvenile patterns plus cuddle, Minky and flannel. The shop sponsors, exhibits, events, and classes and clubs for adults and youth

### **Snowy River Quilts**

411 S. 21st St., Laramie, WY 82070

Web: [snowyriverquilts.com](http://snowyriverquilts.com)

Email: [snowy@wyoming.com](mailto:snowy@wyoming.com)

307-721-3160

10 a.m.-5 p.m. Monday-Saturday

Snowy River has fabrics for those who love fabrics.

## Cindy Grisdela Speaks to CQC on the “Anatomy of Improv”

Cindy Grisdela dispelled the myth improv quilting is a fast process and showed how important color theory and principles of design are to creating the stunning quilts for which she is known during her presentation to CQC last month.

“It’s a misunderstanding that improv is quick,” Cindy said. “You have to be willing to wait for improv to tell you what it needs. I tend to work on more than one piece at a time so if I hit a block with one, I can work on the other. Sometimes you have to let a piece marinate.”

Cindy began as a traditional quilter.

“I got tired of following patterns so I moved into a more contemporary style,” she said. “I consider myself a contemporary quilter but I pay homage to traditional quilters.” One way she does this is by adding a fabric as though she’d run out of another.

Cindy works mostly in solids because they give a painterly quality. That said, she sometimes uses prints and batiks and showed how these can work with her techniques. Solids provide open areas where her quilting can shine.

“I spend a lot of time with my free-motion stitching, and I want it to show,” she said.

Cindy suggested starting improv quilts by selecting a color palette and showed examples of quilts made in monochromatic, analogous, complementary and “anything goes” (rainbow) colors.

One joy of improv quilting is seeing the quilt emerge as you work.

“A design wall is one of the most important tools for working improvisationally,” she said. “You can back away and see your work better.”

She encourages improv quilters to ask what-if questions. While critique from

others is valuable, the quilter’s own sense of what works is most important.

“You need to listen to your instincts,” she said. “Take the advice you get and think about it in your inner voice. Ask, ‘Is that what I really want?’”

Questions she raises as she works include: Is there balance? Is the focal point clear? Does repetition of shapes and colors draw the eye around the design? Is there variety in the colors and lines? Is the design too predictable or is there an element of surprise? She often takes black and white photos as she works toward answering these questions.

As an improv quilter, she often creates elements that don’t work in her current quilt, Cindy said. No problem. She saves them because they may be perfect for a future quilt.

### A Quilter’s Choice — APQS West



APQS Machine Sales, Machine Rental and Education Center

#### GLIDE THREAD OF THE MONTH CLUB

Several options  
check out details:

See URL BELOW



8698 Aberdeen Circle  
Highlands Ranch, CO 80130  
Tuesday—Friday 10—5 PM  
Other times available please call  
720-214-3442 [www.aquilterschoice.com](http://www.aquilterschoice.com)

- ♦ APQS Longarm **Machine Sales and Service**
- ♦ Longarm **Machine Rentals** (optional with Quilt Path)
- ♦ Affordable **Quilting for Hire** — Modern or Traditional
- ♦ **Private Classes and Group Classes** (check out our website for current class schedule)
- ♦ **Supplies:** Thread, Batting, **Wide Backing Material**, longarm supplies, quilting DVDs and more...

**PENNY AND A HALF PER INCH**  
**Simple Edge-to-Edge**  
**Now through July**



*Colorado Threads*  
Newsletter of  
The Colorado Quilting Council, Inc.  
P.O. Box 295  
Wheat Ridge, CO 80034-0295

Presorted Standard  
U.S. Postage  
PAID  
Boulder, CO  
Permit No. 909



AmazonSmile.com is a website operated by Amazon with the same products, prices and shopping features as Amazon.com. The difference is when you shop on AmazonSmile, the AmazonSmile Foundation donates .5 percent of the purchase price of eligible products to the charitable organization of your choice. Every item available for purchase on amazon.com is available on AmazonSmile at the same price. Designate your purchase for Colorado Quilting Council.

**Colorado Quilting Council's Board of Directors has replaced in-person meetings, workshops and events with Zoom meetings, workshops and events through June 2021.**

**The board is monitoring the COVID-19 situation and will move future in-person meetings to Zoom if advised by health and government officials to do so.  
Our first priority is the health and well being of every member.  
Please check the council's website for the latest information.**

**[www.coloradoquiltingcouncil.com](http://www.coloradoquiltingcouncil.com)**