



Colorado Threads

Newsletter of the Colorado Quilting Council

"Borders Sashings and More" - October's Program and Workshop Features Ilene Bartos




Inside this Issue

President's Note	2
Membership Update	2
Quilt-a-Fair Wrap-up	3, 4
Show & Tell	5
Comp. Committee Judging	6,7
Project Warm Hearts	7
Committee News & Needs	8
Upcoming Workshops	9
SSMF, Workshop reg. form	10
Block of the Month	11
Book Review	12
Quilt Trails Update	12
Holiday Luncheon reg. form	13
Board Directory	14,15
Comments on June Ryker	15
Meeting Minutes	16
Business Directory	17,18
Financial Health	19

Ilene has been working with fiber arts and quilting for nearly 2 decades, designing both traditional and art quilts. Her works have hung in galleries and shows, winning various awards and



replicating the look of an actual object or place. Traditional quilting plays an important role in my life as many of the traditional block designs are very graphic and work well to



ribbons.

When Ilene was in school, art classes were her favorite because they were so much more fun than math or history. She discovered quilting a number of years ago when a friend invited her to a guild meeting and she's been hooked ever since.

Her first book, *Maple Leaf Quilts*, Martingale Publishing, was released in March 2008. The book highlights innovative ways to use the traditional Maple Leaf block and shows nine



techniques for making points. *Spectacular Rectangles*, Ilene's second book, came out in 2010. She now has a line of patterns and kits available. Check out her website ilenebartos.com.

Ilene's words: "Life is a journey and color can be used to express all of the feelings and emotions that we experience along the way. Once I discovered the joy of using fabrics and fibers for my color palette, I was off and running. I enjoy working with abstract designs, graphic lines and shapes. How the colors play together and the feelings they evoke is more important to me than



express emotions through color. One of my sources of inspiration is nature and I am especially fond of trees and leaves."

Ilene and husband Ron have been married for 40 years and live in Urbandale, Iowa, where she spends her days working on new designs for her pattern line.

On Oct. 29th, Ilene will conduct an in-person workshop for CQC "String Piecing Reimagined" - see page 9 for details.

Next Meeting
October 28th
10:00 a.m.

See back cover for details

October Edition
2023

Vol. 45 No. 10

A Note from CQC's President... by Cathi Gerlach

Dear Members,

Quilt-a-Fair was great again this year! The quilt shows were wonderful, there were so many vendors to visit, the kids looked like they were enjoying their sewing projects and there was so much more to take in. Thanks to Dawn and Kaila Mills and their committee for another successful event!

I would like to thank Karen Truesdell, our Nominations Chairperson, for finding such capable people to be our 2024 Elected Officers. Thank you to Betsy Stewart, Penny Christensen, Karen Truesdell, Judy Forkner and Denise Frontczak for agreeing to serve as our CQC elected officers next year!

There are still a few board positions open for 2024. We are looking for a chairperson for Hospitality, Nominations, Raffle Ticket Sales, Western Slope

Documentation and Publicity. We also need someone to help with the Zoom portion of our meetings. The current chairperson would be happy to explain the position and train you for the next few months. Please contact me if you are interested or have any questions.

This year is going so fast, it is already time to plan for our Annual Holiday Luncheon! We had such a great time last year visiting with quilting friends and enjoying the delicious food. The Holiday Luncheon is the perfect time to relax and enjoy each other's company. I hope you will join us for the festivities that begin immediately after our December meeting. Send your registration form (on page 13) to Mary Rush to reserve your place.

A big thank you to Judy Forkner and Denise Frontczak, who have been working very hard to find us



some wonderful speakers for 2024. Check out next year's line up on page 9. I hope you will consider joining me for Sit and Sew. You stay in your own studio, but still get to sew and visit with your friends. We have a great time! Why don't you try it out?

I'm looking forward to our October speaker, Ilene Bartos and her Borders, Sashing and String Piecing. I'll see you there!

Take Care,
Cathi

Membership Update... by Dawn Pettinger **MEMBERSHIP UPDATE / QUILT-A-FAIR MEMBERSHIP REQUIREMENTS**

CQC's current membership roster includes 322 individual members, 71 business members, and 15 guilds and show members, for a grand total of 408 members. If your individual, business, or guild membership is up for renewal, there are three convenient ways to update your membership benefits:

1. New and renewing members may register and pay membership dues online (just be sure to scroll down past the Membership Form to find the online options at the bottom of the membership page) at www.coloradoquiltingcouncil.com. You do not need to have a PayPal account to register online.
2. Turn in the completed membership form with your payment at any of our in-person meetings, or
3. If in person or online registration or renewal is not for you, memberships may also be obtained by completing the membership form found online at the CQC website...just print the form and mail it with your payment to:

Colorado Quilting Council
Attn: Membership
P. O. Box 295
Wheat Ridge, CO 80034-0295

If you have any questions regarding your membership renewal due date or membership benefits, please contact Dawn Pettinger at dawnw1105@aol.com or (303) 857-4006.

Quilt-a-Fair Wrap-Up...by Dawn Mills



We have completed another wonderful and exciting CQC Quilt-a-Fair. Hopefully you were able to join us and are still talking about the experience. We had a bit over 2,300 attendees, 57 member quilts, 9 Past Presidents' quilts, 20 kids' quilts, 53 vendors (15 new vendors this year), \$3,000+ sold at Ways and Means, many happy Silent Auction Winners, and a bunch of tickets sold on our raffle quilt. We were also able to sell many of our library books that were duplicates to make money to buy new ones. I know that many friendships have been renewed and shared.

Thank you to our Show Sponsors this year: APQS West-A Quilter's Choice, Stitcher's Garden, High Country Quilts, Material Girl, Overbrook Quilt Company, and The Quilt Store for their support of this amazing show. This was a new concept this year and I appreciate their patience and willingness to work with us to add this option to the show.

The website will continue to have the list of vendors and a link to their shops throughout the year. Please consider visiting these shops or ordering from them online for your quilting needs.



Above: Past Presidents Group. Pictured left to right is Karen Hadfield, Sue Keck, Dawn Mills, Sandy Wheeler, Lucille Rypinski, Laural Hoppes, Penny Christensen & Cathi Gerlach

They are all CQC members and count on your continued support. Help keep these shops going and providing access to quilting supplies, fabrics, and new ideas.

We partnered with the Rocky Mountain Quilt Museum again this year and highlighted their Kids Kamp and quilts from CQC Families to have quilts made by kids at the show. It was exceptional to welcome these young quilters and see their faces light up when they saw their quilts hanging. We can all relate to the feeling - I know I can! They were so excited and hurried to the Kids' Activity Center to work on new techniques. Thank you to Laural Hoppes for coordinating this exhibit and encouraging kids and their families to participate and celebrate them at the show with special badges and the party on Saturday. A special thank you to Betty Andrews, who prepared the projects for multiple age and skill groups. I hope everyone was encouraged by these quilts and will

support more young people to learn the art of quilting. We plan to continue this part of our event next year.

The member show was certainly a Celebration of Quilting... what an incredible variety of quilts! They genuinely added ambiance to the atmosphere of Quilt-a-Fair. Thank you to Karen Hadfield and Karen Brown for lovingly caring for your quilts and creating this beautiful quilt show.

The "Inspired by the Parks" exhibit was warmly embraced. I know it has inspired many to plan a trip to the National Parks. The quilted wallhangings were stunning in person. A special thank you to Vicki Conley who shared her quilts with us. They were an exceptional addition to the show - I hope you were able to see and enjoy them.

I'm grateful to my tireless committee for all of their hard work during the past year- this event would not be possible without them. They devoted countless hours

(front page article cont'd on page 4)

Quilt-a-Fair Wrap-Up Cont'd...by Dawn Mills

attending in-person and Zoom meetings to ensure that this show is consistently the best, most professional, and successful event for our membership. Please take a moment to thank a QAF Committee Member when you see them.

Thanks also to everyone who volunteered for a shift at the show. Again, we can only do this with

the support of our members. We depend on this yearly CQC fundraiser and, although a committee works on the details during the year, it takes the membership to make the show happen. We also need more people to join the committee for the 2024 event. Let me know if you are interested in joining us.

Dawn Mills QAF Chair cqcquiltfair@gmail.com.



CQC Booth and Raffle Quilt



Kids' Quilt Show

Past President's
Quilts



Vicki Conley Gallery



QAF Chair, Dawn Mills



The Rocky Mountain Quilt Museum
Booth



Vendors

Show & Tell-Quilts shown at CQC meetings by members and guests



Pat MacMillan
"Secret Garden"



Carol Cook
"Jewels of the Rockies"



Pam Ballard
"Ms. Molly"



Carol Campbell
"Peppermint"



Katie Melich
"What a Long Strange Trip"



Above: Pat MacMillan
"On the Street Where You Live"

Left: Heather Lundquist
"What More Can I Say"

Right: Katie Melich
"Lady Bug"



An Open Judging Event...by Ellen Palmer

It is important for quilters of all levels to be able to attend "open judging", not only for their own learning experience but also to encourage others to enter their quilts in shows, such as the County and State Fairs and their local guilds. I hope the encouragement these quilters get from the Competition Committee will enable them to continue to enter not only the local fairs but also national and international quilt shows.

All the County and State Fairs have opened to the public. I hope you have been able to attend some of them and see the wonderful quilts that were entered. We were happy to give the CQC "Award of Excellence" ribbon to six (6) quilts this year, two of which are shown below. I hope to see your quilt in 2024!

Ellen Palmer, Judge & Competition Committee Chairman ellenpalmer@centurylink.net – 303-730-6080

Two of CQC's "Award of Excellence" Ribbon Recipients:



Left:
Boulder County Fair
"Award of Excellence"
Sharon Engle



Right:
Larimer County Fair
"Award of Excellence"
Sharon Engle



Wyoming State Fair
"Best of Show"



Wyoming State Fair
"Judges Choice"



Wyoming State Fair
"Judges Choice"

Variety of quilts entered:



El Paso County Fair



Wyoming State Fair

An Open Judging Event Cont'd...



Wyoming State Fair Quilts cont'd



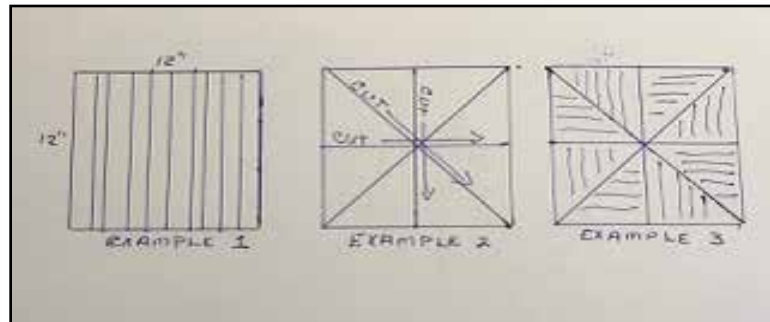
Project Warm Hearts... by Heather Lundquist and Judy Cremers

News from Project Warm Hearts!

Have you ever used a color wheel? For a pleasing effect, try using one to choose your colors and fabric for the current Project Warm Hearts block Scrappy X. If you don't own a color wheel, they are available on-line with any search. There are a couple of types of color wheels and whichever one you choose will fulfill the basic principles outlined here.

The principles to apply are to use complementary colors in various intensities (dark/light). Complementary colors are those on opposite sides of the color wheel. Or use 2-3 colors that are next to each other on the color wheel (analogous), again in varying intensity. There are other combinations of colors that can be found on the color wheel, but for this block, I believe complementary or analogous fabric choices will create a pleasing effect.

Please try the block pattern using the above color principles and turn it in at the October meeting. Thanks for helping with Project Warm Hearts! Heather Lundquist hglund48@yahoo.com & Judy Cremers judyc2@comcast.net.



Colorado Quilting Council- Project Warm Hearts

Your Name:

Phone:

Email:

Project Warm Hearts block name:

Number being submitted:

Charity or Non-Profit organization to which you choose to donate a finished quilt:

Charity Contact information (if you know it), and/or website reference:

Committee News & Needs

SIT & SEW UPDATE

If you are interested in working on a project in your own home while socializing with CQC friends (and finding new friends), come join us at one of the Sit & Sew sessions. You can ask for suggestions, share ideas and/or commiserate over mistakes. Sometimes we talk and sometimes we are quiet. Join or leave according to your schedule.

We gather virtually each month on the first Thursday evening and third Tuesday afternoon. Time info and Zoom links here: <https://www.coloradoquiltingcouncil.com/sit-and-sew>.

Questions? Email Karen Truesdell kstruesdell@msn.com

RAFFLE QUILT UPDATE



September proved to be a very busy month for the 2023 Raffle Quilt. We had "StarFlight" at the Quilt, Craft and Sewing show on September 14, 15, and 16th. The following week, the quilt was at Quilt-A-Fair on September 21, 22 and 23. Thanks to all the CQC Members who assisted us with ticket sales at both of these events!

Members of Colorado Quilting Council,

I cannot express how surprised and honored I am for receiving the outstanding contributions and support of the art of quilt making and quilt appreciation award. I guess I was a little overwhelmed when Joyce said Add-A-Quarter. Not ever in my dreams have I thought about being awarded such an honor! Thank you so much! Carolyn McCormick

DOCUMENTATION UPDATE

Quilt Documentation Activities
The quilt documentation committee was invited to visit the Bailey Quilt Guild on August 19, 2023. We documented 25 quilts and had a great lunch! As always, we had fun identifying patterns, blocks, and fabrics, and surprised several owners with an approximate date their quilt was made. The quilts ranged from the mid-1800's through the present day. Several of note were: a "thrift store find" Crazy quilt, a poppy 'kit quilt' from around 1950, and a 2015 hand appliqued Halloween quilt by Nyla McKeon.

My thanks to committee members Dee Peacock, Cathi Gerlach, Laural Hoppes (and granddaughter Sarah), Heather Lundquist, Lois Knight, and Lori Emge for their help, and also to all the members of the Bailey Guild

We feel like we have had a very successful year so far selling tickets and, as the year winds down, if you would like to purchase tickets or additional tickets please contact either Sue Comeau or Vicky Stricker. Don't let the opportunity to win this beautiful quilt pass you by!

So far this year, we have visited several guilds with the quilt, in addition to a couple of quilt shops. If any group would be interested in sponsoring a visit during October, please give us a call to discuss details. Sue (720-971-0125) and Vicky (303-986-0705) CQC2023RT@gmail.com.

for their assistance.

The Documentation committee is looking for members interested in quilt history to join the committee. We learn by doing, so no prior quilt history knowledge is necessary. We are also scheduling documentation days for 2024. If your guild or group is interested in holding a documentation day, please contact Glenda Brown, 303-666-4414 or ge.brown@comcast.net
Next Scheduled Documentation Day: October 21, 2023 at The Evergreen Lutheran Church.

NOMINATIONS FOR CQC OFFICERS

If you haven't voted yet, there is still time! Voting information and ballot are in the September newsletter. Ballots must be postmarked by October 14, 2023 to be counted.

Remember, even though all candidates are running unopposed, it's important that we have ballots completed in order to keep our 501(c)3 status. This is a way to verify participation of the membership. Questions? Email Karen Truesdell

kstruesdell@msn.com



EXHIBITS UPDATE

Colorado, Denver and aviation themed quilts will be on display at DIA in October. Updates on where this will be shown will be sent in our weekly CQC eblasts.

The pieces that are not displayed will be brought to the Oct. 28th general meeting. Email Rosie Boettger if you have questions rosieboettger@hotmail.com.

Upcoming Workshops

Basic Curves:

Traditional and Curvy

Sun, December 3rd

with Daisy Aschehoug

Zoom

9:00 AM – 4:00 PM



About the event:

This workshop covers the basics of design development, quilt math, and curved piecing skills. Our focus will be on modifying a traditional block that uses half square triangles. and precise quarter circle squares.

Breakout


Sun, January 28th

with Kate Collieran

@ The Presser Foot

2430 Main St. Longmont CO

9:00 AM – 4:00 PM



About the event:

A modern Log Cabin block! The Log Cabin block is so versatile; a classic block with so many ways to change it up. In this class students will get basic tips on getting that good 1/4"; seam allowance, chain piecing and more! All while making this modern block.

UPCOMING 2024 WORKSHOPS

Speaker	Date	Lecture	Date	Workshop Topic
Kate Collieran	1/27/24	Modern Traditional, Exploring Quilt Styles	1/28/24	Breakout (in person)
Christine Barnes	2/24/24	Magic Fabrics, Special Effects	2/25/24	Urban Sunsets (via Zoom)
Cindy Seitz-Krug	3/23/24	Tips and Tricks for Better Machine Quilting	3/24/24	Gridded Quilting Designs (in person)
Cynthia England	4/27/24	Creating a Pictorial Quilt	4/28/24	Small Landscapes (in person)
David Owen Hastings	5/1 8/24	Minimal Design, Maximum Impact	5/20/24	Inspired by Art (via Zoom)
Beth Helfter of EvaPaige Quilt Designs	6/22/24	Oompah! Accordion Sewn HST	6/23/24	Carpenter's Apprentice (in person)
Kathie Beltz	7/27/24	Studio 180 Design Lecture and Trunk Show	7/28/24	Luscious Lemoynes (in person)
Gyleen X. Fitzgerald	8/24/24	TBD	8/25/24	TBD (in person)
Blair Stocker	10/26/24	Meaningful and Unconventional Fabrics in Quilts	10/27/24	Starflake Quilt (in person)
Linda Sullivan of Colourwerx	12/7/24	Top Tips for Precision Piecing	12/8/24	TBD (via Zoom)

Workshop Registration Form

To Register for workshops, complete the form below. Make a check payable to CQC, and mail to: Colorado Quilting Council, Attn: Programs Chair, P.O. Box 295, Wheat Ridge, CO 80034-0295

The workshop price for CQC members is \$65. Non-Members add \$30 (which is for a CQC Membership) for the first workshop, then each additional workshop is the member price for the next 12 months.

Refund Policy: If written notification of cancellation is received 30 days in advance, a full refund (minus a \$3 handling fee) will be returned to you. If less than 30 days in advance, a refund (minus the \$3 handling fee) will be given only if the workshop space can be filled from the waiting list. If the workshop is canceled by CQC, you will be notified as soon as possible, and a full refund will be given.

Name

Street Address

City, State, Zip

Phone

Email

Workshop

If you are using a discount or waiver to register for the class, indicate the type of discount or waiver (ticket must be included with form and registration is only available by mail/in person - no online option) and have check boxes for:

- Premier level CQC membership discount ticket
- Guild/show membership waiver ticket or
- Shirley Sanden Memorial Scholarship ticket

SHIRLEY SANDEN MEMORIAL SCHOLARSHIP FORM



Shirley Sanden Memorial Fund monies are available now for attending quilting events!

Shirley Sanden Memorial Scholarships Available!

Please take a workshop or class on us!

The Colorado Quilting Council, Inc. would like to invite its members to enjoy learning a new skill or technique. Whatever you're interested in, be it one of our workshops or classes from another quilt shop or event, submit the following application for consideration.

The deadline for scholarship applications is the last day of each month. Applications will be available each month at the meeting and can also be downloaded from the CQC website.

coloradoquiltcouncil.com

NAME	
PHONE	CELL PHONE
EMAIL	
ADDRESS	
CITY, STATE, ZIP	
Date, Time, and Location	
Instructor Name and Type of Instruction	
Reason for class attendance	
How you will use this experience in your work or will you share it with others?	
Describe your quilting experience.	

Please submit this form to: Shirley Sanden Memorial Scholarship Fund, CQC, PO Box 295, Wheat Ridge, CO 80034-0295 or you may give it to Lucille Rypinski at any CQC meeting.

Questions/Submissions

Lucille Rypinski
303-457-2006
cckquilting@comcast.net


Funding Criteria

1. A current CQC member in good standing and for at least one year.
2. Scholarship amount is limited to \$75.00 per class.
3. A maximum of 6 scholarships are given each calendar year; no more than 2 per quarter for a maximum of \$500.
4. If more than 6 applications meet the requirements. A lottery will be used to select the recipients.
5. Scholarships are limited to tuition only. No registration, entrance fees, nor kit fees.
6. The class should be quilt related—description of class and purpose for taking the class must be clearly stated.
7. Requests are needed 30 days prior to the class start date to allow for approval and funding.
8. Scholarship payments are payable to the vendor for the class, not the individual. In the event a payment must be made with the application, confirmation of enrollment and payment received must accompany the application and check request form.

Block of the Month... by Sandy Wheeler

Four Corner Star

Block 10- October



Medium fabric: Cut 2 Squares, 5 1/2"

Medium dark fabric: Cut 2 Squares, 5 1/2"

Light fabric: Cut 4 Squares, 5 1/2"

Dark fabric: Cut 2 Squares, 5 1/2"

Center square: Follow the directions for quick quarter square triangles* using one medium fabric and one medium dark fabric. Sew two of these quarter square triangles together into a square, matching long sides. You will have two pieces left over.



Corner Squares: Follow the directions for quick quarter square triangle blocks. Make one using one medium fabric and one light fabric. Then make one using one medium dark fabric and one light fabric. Sew a medium/light and a medium dark/light set of these quarter square triangles together into a square. Continue to make a total of four squares. Refer to the shaded diagram for placement.

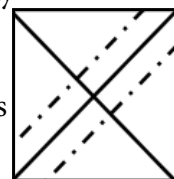


Side Squares: Layer each dark square right sides together with a light square. Follow the general directions for quick quarter square triangles. Sew together into squares, matching long sides of the triangles.

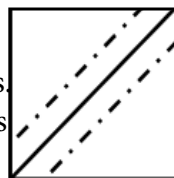


Square up each unit to 4 1/2" and assemble the block referring to the shaded diagram.

***To make quarter square triangles:** On the back of the lighter of the fabrics, draw a line diagonally from corner to corner. Then another line diagonally from corner to corner making an X. These will be cutting lines. Then 1/4" on either side of one of the lines, draw 2 stitching lines. With two squares, right sides together, sew on the two outside stitching lines. Then cut into 2 halves on the line between the two stitching lines. Then divide those two parts on the other line. Press out and you will have 4, 1/4 square triangles.




****To make half square triangle blocks:** On the back of the lighter of the fabrics, draw a line diagonally from corner to corner. Then 1/4" on either side of this cutting line, draw 2 stitching lines. With two squares, right sides together, sew on the two outside stitching lines. Then cut into 2 halves on the line between the two stitching lines. Press out and you will have 2, half square triangle blocks.



Copyright 2023
Sandra Wheeler
Angel Things Designs

Book Review – *Spectacular Rectangles ...* by Carol Cook



Quilt designer Ilene Bartos challenged herself to expand her quilt designs beyond the traditional square quilt block and instead design quilts from rectangular units. This resulted in the twelve unusual quilt designs found in *Spectacular Rectangles* (2010, Martingale) which are easy enough for confident beginners, but offer plenty of appeal for advanced quilters as well. Many of the quilt designs include variations on traditional patterns, such as Log Cabin blocks, chevrons, braids and stacked Chinese Coins.

Some designs are unexpected and unusual. The lines of the rectangle shape are broken up with quarter-circles, quarter triangles and snowballed corners, making it

difficult to find the rectangles while looking at the quilt. Piecing is simplified in many designs by constructing the quilt in vertical columns. Some designs rely on partial seam construction which is explained with very detailed directions and numerous photos. Each quilt design includes quilting pattern suggestions, a vast improvement over the usual “quilt as desired” found in many books.



These designs combine prints, solids, stripes, and batiks in eclectic color palettes, making them useful for stash-busting, scrappy results. The projects range in size from crib to king-sized, providing a wide choice for the quilter. The book cover features “Hot Flash”, which finishes at 65” x 88½” and would make a nice twin bed quilt. It is what is usually

expected for a rectangular block quilt. Another example, Chains of Hope, is unexpected with its curved piecing. The completed size is 60½” x 69½” and would be a great stash-buster project.

Ilene concludes with a very detailed Quiltmaking Basics section to assist the newer quiltmaker or provide a refresher for more experienced quiltmakers. Overall, this delightful collection includes some unusual quilt designs that are not as challenging as they appear. If you would like to check out any of the 2000+ items in the CQC library, please contact Carol Cook at cqclibrary@gmail.com and the items will be brought to the next in-person meeting. It is also possible to mail items, if you are willing to reimburse the postage, which usually is less than \$5. Our CQC Library has an on-line search tool so members can find books and videos of interest. Just click on the “CQC Library” button under Resources at the bottom of the CQC website home page to search the library. A tutorial for using the library search tool has been added to the website as well. Click on the “CQC Library Instructions” tab under Resources to access it.



*Jack in the Box block,
First Stitches quilt shop, Canon City*

Quilt Trails Update ... by Pat Smith

CQC joined a national movement to promote Quilt Trails across the United States in 2011. The purpose of this movement was to promote the heritage of quilting in various communities and raise awareness of quilting.

Quilt trails are a celebration of the designs that go into quilt blocks, but they are not made of fabric like a quilt would be. Quilt block designs are painted on wood, or another durable

surface, and on display for people to see as they travel through an area. The blocks are usually 2’ square or 4’ square and may be posted in shop windows or attached to the sides of buildings. The trail sites in Colorado include businesses, personal homes, museums, and of course quilt shops. Royal Gorge Trail has been added. Visit our website: <https://www.coloradoquiltingcouncil.com/quilt-trails>

CQC Annual Luncheon

Kick off the Holidays with CQC – Lunch December 2nd

Join your friends at our Holiday Luncheon immediately following the December 2nd meeting.

Once again, you are invited to decorate your table with your friends. We will award prizes for Most Unique and Prettiest, voted on by your fellow diners, so think about your favorite holiday theme and make plans.

In the spirit of giving, please bring an unwrapped toy to be contributed to the annual Toys for Tots Drive. The Marines have been leaders in gathering toys for children whose families are struggling for over seven decades. We know that donations to Toys for Tots are handled appropriately. Waterstone Church is also conducting a food drive; you may also choose to participate if you would like.

Complete the reservation form for our Holiday Luncheon below. Choose your menu preference and enclose payment. Mail to Mary Rush at:

6440 Youngfield, Unit 303, Arvada, CO 80004, not later than November 15th.



YOU ARE INVITED TO CQC'S 2023 ANNUAL HOLIDAY LUNCHEON

2nd December, 2023

Following the General Meeting

Reservations close November 22

\$30

Select one Entrée:

Pan Seared Salmon_____

Roasted Mushroom Strudel _____

Grilled Beef Medallions _____

**Served with seasonal grilled veggies, heritage green salad, rolls,
and dessert**

Name _____

Phone _____

Email _____

Mail this form and check payable to CQC to:

Mary Rush, 6440 Youngfield, #303, Arvada, CO 80004

Board Directory

President	Cathi Gerlach	cathigerlach@yahoo.com	303-674-3126
1st VP / Membership	Dawn Pettinger	dawnw1105@aol.com	303-857-4006
2nd VP/ Programs	Pam Ballard	ballardpf@comcast.net	303-280-4904
2nd VP/Programs 2024	Judy Forkner	judyforkner@gmail.com	303-541-0888
2nd VP/Programs 2024	Denise Frontczak	denise.frontczak@gmail.com	303-819-0982
Secretary	Betty Andrews	bettyandrews87@yahoo.com	720-662-4564
Treasurer	Penny Christensen	pichristensen@hotmail.com	303-947-7834
Past President	Laural Hoppes		
Block of the Month	Sandy Wheeler	angelthings@gmail.com	303-902-4324
Bookkeeper	Sue Keck	ksusankeck@aol.com	303-884-0344
Charity Quilt Project Warm Hearts	Judy Cremers	judyc2@comcast.net	303-579-2420
Charity Quilt Project Warm Hearts	Heather Lundquist	hglund48@yahoo.com	970-759-4736
Communication Coordinator	Melissa Russell	cqceditor@gmail.com	720-353-0271
Competition	Ellen Palmer	ellenpalmer@centurylink.net	303-730-6080
Corresponding Secretary	Pat MacMillan	pmacmillan.q@gmail.com	303-319-5691
CQC Quilt Collection	Glenda Brown	ge.brown@comcast.net	303-666-4414
Exhibits	Rosie Boettger	rosieboettger@hotmail.com	720-934-1500
Games Manager	Penny Christensen	pichristensen@hotmail.com	303-947-7834
Games Manager	Katie Melich	ktmelich@gmail.com	303-562-4563
Gifts and Grants	Betty Andrews	bettyandrews87@yahoo.com	303-662-4564
Grants	Sue Halpern	shalpern40@aol.com	720-485-4355
Hall of Fame	Pat Cleaveland	patcleaveland@msn.com	303-642-3338
Heritage	Sue Halpern	shalpern40@aol.com	607-759-5150
Historical Documentation	Glenda Brown	ge.brown@comcast.net	303-666-4414
Historical Documentation	Chris Jacques	chrisqc@gmail.com	
Hospitality	Mary Rush	mlrush4180@gmail.com	303-947-0250
Kids & New Quilters Outreach			
Library	Carol Cook	cqclibrary@gmail.com	719-465-2667
Mystery Quilts	Sue Keck	ksusankeck@aol.com	303-884-0344
Newsletter Advertising	Martha Johnson	mahilljohnson@gmail.com	719-337-4361
Nominations	Karen Truesdell	kstruesdell@msn.com	303-355-5986
Outreach	Joyce Alden-Schuyler	jaldenschuyler@gmail.com	303-906-3711
Parliamentarian	Patty Joy	pjoy450044@aol.com	970-759-0622

Board Directory Continued

Photography	Elaine Hoffman	Elaine@GoKiriDesigns.com	303-709-2796
Property	Mary Rush	mlrush4180@gmail.com	303-947-0250
Publicity	Dawn Pettinger	dawnw1105@aol.com	303-857-4006
Quilt Trails	Pat Smith	cqcquilttrails@gmail.com	303-929-8461
Quilt-a-Fair	Dawn Mills	cqcquiltafair@gmail.com	303-929-8543
Quilt a Fair	Kaila Mills	kailamillscqc@gmail.com	303-761-3727
Raffle Quilt Tickets 2023	Sue Comeau	suecomo@comcast.net	720-971-0125
Raffle Quilt Tickets 2023	Vicky Stricker	familystricker@yahoo.com	303-986-0705
Raffle Quilt 2024	Karen Brown	kmb1942@outlook.com	303-948-2041
Retreat, Fall	Carol Cook	cqclibrary@gmail.com	719-465-2667
Retreat, Spring	Katie Melich	ktmelich@gmail.com	303-562-4563
Retreats, Co-Chair	Pam Ballard	ballardpf@comcast.net	303-280-4904
Shirley Sanden Memorial Fund	Sue Keck	ksusankeck@aol.com	303-989-2224
Shirley Sanden Memorial Fund	Lucille Rypinski	cckquilting@comcast.net	303-457-2006
Sit and Sew	Pat Smith	sprite@idcomm.com	303-929-8461
Sit and Sew	Karen Truesdell	kstruesdell@msn.com	303-902-9397
Volunteer Recognition	Nancy Currigan	markandnancy12@gmail.com	303-525-3028
Ways and Means	Daisy Sedalnick	Cröse0075t@comcast.net	303-427-8325
Western Slope Documentation			
Zoom/Technology			

Comments on June Ryker...by Claudia Blauer



With great sadness, we share the passing of Founding Member and Past CQC President June Ryker. She passed away on January 19, 2023, at the age of 91.

June was the second president of CQC, I was the third. She was shy and soft spoken. Her favorite block at the time was Log Cabin. Then she learned to twist and stretch it, and off she went. I feel privileged to have an example of her work from that period.

*The topic that rattled her term in office was the issue of CQC paying taxes- it took some time to sort out the best category in which CQC belonged- Shirley Sanden, 4th President, worked to resolve our status at a time when the I.R.S. was making so many confusing changes. And we just wanted a day to quilt with other quilters! Thank you June!
Claudia Blauer*

September Board Minutes

*Full Meeting Minutes available upon request

Colorado Quilting Council Board Meeting Minutes

September 12, 2023, via Zoom and in person at eQuilter

Cathi Gerlach, President, called the meeting to order at 5:47 p.m. with 26 board members present and two guests.

Board Reports - July Board meeting minutes submitted by Betty Andrews, Secretary, were approved with one correction.

Penny Christensen, Treasurer, reported that as of August 31, 2023, CQC has \$20,185 in their combined checking accounts, \$3172 in the Shirley Sanden fund and \$96,437 in the CDs and savings account for a total of \$119,704 in all accounts. 1st VP Membership, Dawn Pettinger – Registrations received have been processed. Membership numbers are: 322 individuals, 71 businesses, and 15 guilds, for a total of 408.

Old Business - Rosie Boettger reported on the upcoming DIA quilt show. Chosen quilts will be on display starting October 1st. Cathi Gerlach discussed plans to invite exhibitors of the Kids Quilt show at Quilt-a-Fair to our October meeting to show their quilts. A slide show of any quilts not present would also be shown and refreshments served. Sue Halpern has submitted paperwork for the SCFD grant.

New Business – Cathi Gerlach discussed the need for business cards, bookmarks for programs 2024, and postcards at Quilt-a-Fair.

Committee reports – Melissa Russell reviewed Newsletter, Website, and e-blast activities and needs from committee chairs. Betty Andrews, Gifts and Grants, reported grants had been approved by the board and general membership for \$500.00 each to Firehouse quilts and to Grateful Threads Quilts of Valor organizations. Carol Cook, Library, reported 59 items have been checked out from the library and none are past due. There are 2649 items in the library. We have 20+ bins/boxes of books to be sold at QAF. Karen Truesdell, Nominations, reported a full slate for the ballot with no additional nominations received. The ballot is included in the September newsletter with bios and instructions. Ballots will also be available at QAF. Dawn Mills reported that there are 53 vendors; of which 14 are new. The member, kids', and guest artist shows are prepared, and kids' crafts are ready. One vendor, Sew Downtown, canceled and Pat MacMillan was asked to send a card to owner Shelly Garcia. Quilter's Corner will be added. Table needs for CQC booths were discussed. Quiltfolks magazine will be at the show on Friday. Pat Smith reported there is a new quilt trail at Royal Gorge. Raffle Ticket Sales, Sue Comeau and Vicky Stricker reported raffle ticket sales of 6320 tickets for \$5289. Carol Cook reported Fall Retreat is full. The 2024 Fall Retreat instructor will be Kate Collieran who is also scheduled to speak at the January meeting. Sit & Sew, Pat Smith and Karen Truesdell –No changes, still occurring on the first Thursday evening and third Tuesday afternoon of the month. Shirley Sanden Memorial Fund, Lucille Rypinski reported \$161 was raised on the ticket sales for the chicken quilt. Lucille will get a picture for the next quilt to Melissa by October 1st.

Dawn Mills thanked Luana Rubin for her donation of a quilt bundle to QAF. Cathi Gerlach and board members thanked Luana for her gracious hospitality for our meeting at eQuilter.

Cathi Gerlach adjourned the meeting at 6:27 p.m.

Respectfully submitted by Betty Andrews, Recording Secretary

Please note, due to QAF we did not have our regular CQC General Meeting for September. There will be no General Meeting Minutes for that month.

The Colorado Quilting Council, Inc. (CQC) is a statewide organization of people interested in preserving the heritage of quilting, promoting excellence in quilting and related arts, and in providing a source of information and inspiration.

Membership dues are \$30/year with the newsletter online and \$70 with the newsletter mailed. Membership is for 12 months.

Membership pins can be replaced for \$25. The guest fee at general meetings is \$10.

Colorado Threads, the official publication of CQC, is published and mailed 11 times a year. The council reserves the right to select articles and advertising that reflect the purposes of the council. Articles, photos and advertisements need to be submitted to the editor at cqceditor@gmail.com by the 15th of the preceding month.

Advertising in the newsletter is only available to members of CQC. The Business Directory is \$35 per year. Monthly ad prices are: Full page \$100, half page (horizontal) \$50, quarter page (vertical) \$35, and one-eighth page (horizontal) \$25. Request ad space and send fees to Martha Johnson Advertising, Colorado Quilting Council,

P.O. Box 295, Wheat Ridge, CO 80034-0295.

Email copy and photos to the newsletter editor at cqceditor@gmail.com.

Send address changes to: 1st Vice President for Membership, Colorado Quilting Council, Inc.,

P.O. Box 295, Wheat Ridge, CO 80034-0295.

For information on CQC: www.coloradoquiltingcouncil.com.

Business Directory

These companies are business members of Colorado Quilting Council. Please patronize these CQC vendors.

Online Shops:

Bound to Be Quilting
303-829-4604

Web: <https://bound-to-be-quilting.myshopify.com/>

Email: info@boundtobequilting.com

A Pattern Design Company. Patterns available via: Retail, Wholesale, and Distributors. Available for lectures, trunk shows, teaching, and zoom classes.

Colorado Creations Quilting
849 Pope Dr. Erie, CO 80516

Email: info@coloradocreationsquilting.com

Web: coloradocreationsquilting.com

Contact: Jackie Vujcich

Jackie lectures and teaches quilt classes and workshops. Her online shop features nature-themed cotton and batik fabrics, pictorial and patchwork patterns, and kits and gift items.

eQuilter

6201 Spine Road, Boulder, CO 80301
303-527-0856

Web: eQuilter.com

Contact: Luana Rubin

This online shop offers 20,000 quilt fabrics and products in stock with 1,000 new products added to inventory each month. 2% of sales are given to charity. Save on shipping by picking up orders at the Boulder warehouse.

Fabric Corner Store

5551 Deer Run Trail, Rifle, CO 81650
864-270-8630

Web: www.etsy.com/shop/FabricCorner-Store

Contact: Marsha Walling

Email: mkwalling2020@gmail.com

Receive a 15% Discount off your web order by entering SALE15OFF when you checkout. Free shipping on orders over \$35.00. I offer fabrics, fat quarters, bundles, kits, and more in my online store. I exhibit at quilt shows in the surrounding area. I do not have a storefront at this time.

YvetteRene Creations, LLC

Email: yvette@yvetterenecreations.com

Website: yvetterenecreations.com

I'm a modern quilter who teaches Foundation Paper Piecing. I've got an online quilting membership, quilting retreats, teaching availability and a small online shop.

Shops to visit:

Alamosa

Alamosa Quilt Company
710 Del Sol Drive, Alamosa, CO 81101
719-937-2555

10 a.m.-5 p.m. Monday-Friday

10 a.m.-3 p.m. Saturday

Web: alamosaquiltcompany.com

This shop specializes in modern fabrics and has cottons, flannels, wools and velvets plus Sue Spargo books, Aurifil thread, Bernina supplies and notions.

Broomfield

The Quilt Store

12710 Lowell Blvd
Broomfield, CO 80020

303-465-0750

Hours- Tues-Saturday 10 a.m.-5 p.m.

Email: dawna@thequiltstore.com

Web: www.thequiltstore.com

We offer a large selection of fabric, quality kits, longarm supplies and services, as well as up-to-date notions.

Canon City

First Stitches

212 S 4th St, Cañon City, CO 81212
(719) 285-8088

10 a.m.-5 p.m. Tuesday-Friday

10 a.m.-3 p.m. Saturday

Email: kim@firststitches.com

Web: <https://www.firststitches.com>

Contact: Kimberly Smith

Janome, Baby Lock and Brother.

Dealer carries fabric, notions and machine-embroidery supplies, and offers classes.

Castle Rock

Log Cabin Quilt'N Sew

3243 McCracken Ln
Castle Rock, CO 80104

703-586-3265

Email: Linda@LogCabinQuiltNSew.com

Web: www.LogCabinQuiltNSew.com

Centennial

Holly's Quilt Cabin

8210 S. Holly Street, Centennial, CO 80122
720-529-9659

9:30 a.m.-5 p.m. Monday-Saturday

Noon-4 p.m. Sunday

Email: info@thequiltcabin.com

Web: thequiltcabin.com

Holly's has more than 7,000 bolts of fabric by a variety of designers. The shop is home to Mountainpeak Creations Pattern Co.

Colorado Springs

Ruth's Stitchery

4440 Austin Bluffs Pkwy
Colorado Springs, CO 80918

719- 591-1717

Monday - Saturday 10:00 a.m.- 5:00p.m.

Email: rstitchery@pcisys.net

Denver

A Stitching Shop (aka Brazilian Embroidery)

4444 Morrison Road, Denver, CO 80219
303-727-8500

10 a.m.-5 p.m. Monday-Saturday

Web: StitchingShop.com

Christine Hause teaches beginning to advanced classes and workshops in stitchery from canvas to cross-stitch to quilt embellishment with silk ribbon and thread. She also lectures. Phone and mail orders are taken.

Englewood

Wooden Spools Quilting, Knitting & More!
2805 South Broadway, Englewood, CO 80113

303-761-9231

10 a.m.-5 p.m. Monday-Saturday

12 p.m.-4 p.m. Sunday

Web: woodenspools.com

Contact: Vicki Skigen

We carry Cherrywood Hand-Dyed Fabric!

Erie

A Quilter's Corner

71 Erie Parkway, 104 Erie, CO 80516
720-328-8181

Owner: Sarah Silvers

Email: aquilterscorner@gmail.com

Web: www.aquilterscorner.com

Mon - Sat: 10AM-5PM Sun: 12PM - 3PM
Quilters fabric and notions

Cotton Sandwich Quilt Shop, LLC

170 Cessna Drive, Erie, CO 80516-8112
303-993-4061

Owner: Ruby J Earnshaw

Hours by appointment 10 a.m. to 5 p.m.

Monday - Saturday

Email: cottonsandwich@gmail.com

Web: cottonsandwichquiltshop.com

This unique shop carries a variety of 100% Cotton Fabric, including novelty prints, quilt kits, fat quarter bundles, batting, quilt kits, patterns and notions.

Business Directory cont'd...

Estes Park

Peak to Peak Stitching
363 E. Elkhorn Ave, 2nd floor
Estes Park, CO 80517
(970) 296-3285

info@peaktopeakstitching.com

Fabric, patterns, books, kits, yarn, cross stitch, thread, and classes.

Fort Morgan

Inspirations Quilt Shop
9562 CO Rd. R.7 (also E. 8th Ave.)
Fort Morgan, Colorado 80701
970-542-0810

Monday - Saturday, 9 a.m. - 5:30 p.m.

Email: shop@InspirationsQuiltShop.com

Fort Collins

FabricBeadLady
Handcrafted fabric bead jewelry and much more!
Web: www.fabricbeadlady.etsy.com

Greeley

Country Crafts and Supplies
2200 Reservoir Road Greeley, CO 80631
Country Crafts and Supplies Continued...
Monday-Friday 10:00am to 5:00pm
970-353-1774
Email: countrycraftsontheinternet@yahoo.com

Highlands Ranch

A Quilter's Choice - APQS West
8698 Aberdeen Circle, Highlands Ranch,
CO 80130
435-229-2703

Hours by appointment; call ahead.

Email: aquilterschoice@gmail.com

Web: aquilterschoice.com

Contact: Myrna Ficken

Quilt artist Myrna Ficken provides APQS machine sales and rentals, machine service, longarm and piecing classes, longarm supplies, and quilting service.

Quilting by Carol

8741 Aberdeen Circle, Highlands Ranch,
CO 80130
303-507-6637

Email: ia2co@comcast.net

Contact-Carol S. Campbell, Owner
5+ years experience - M24 Innova Computerized Machine

Littleton

The Creative Needle
6905 South Broadway Suite 113
Littleton, Colorado 80122
(303) 794-7312
Monday-Saturday 10am - 3pm
Email: needle@thecreativeneedle.com

Lone Tree

Mimi's Quilting
1023 Puma Run, Lone Tree, CO 80124
(720) 384-5952
Email: mimisquilting123@gmail.com

Longmont

The Presser Foot
2430 N. Main Street, Longmont, CO 80501
303-485-6681
10 a.m.-5 p.m. Monday-Wednesday, Friday and Saturday; 10 a.m.-6 p.m. Thursday
Email: bernina@thepresserfoot.com
Web: thepresserfoot.com
Sells Bernina sewing machines and accessories. Services all brands of machines. The shop offers speciality classes and carries a variety of thread.



www.eQuilter.com

6201 Spine Rd. Boulder, CO 80301 USA

Free USA shipping on orders over \$100

Financial Health

Aug-23	Income	Expense	Total	
Actual numbers				0.00
Bookkeeper	0.00	565.47	(565.47)	
Charity Quilts Project	0.00	0.00	0.00	
Communications	0.00	1,000.00	(1,000.00)	
Competition	0.00	0.00	0.00	
Corporate	0.00	0.00	0.00	
Corresponding Sec	0.00	0.00	0.00	
Historical Doc-East	0.00	0.00	0.00	
Historical Doc-West	0.00	0.00	0.00	
Fall Retreat	200.00	0.00	200.00	
Games Manger	0.00	0.00	0.00	
Gift & Grants	0.00	0.00	0.00	
Hall of Fame	0.00	0.00	0.00	
Hospitality	0.00	10.04	(10.04)	
Library	0.00	0.00	0.00	
Membership	360.00	4.62	355.38	
Newsletter Adv	35.00	0.00	35.00	
Newsletter	0.00	219.83	(219.83)	
Outreach	0.00	0.00	0.00	
Programs 2023	390.00	1,883.56	(1,493.56)	
Property	0.00	0.00	0.00	
Quilt A Fair	1,025.00	54.80	970.20	
Quilt Collection	0.00	0.00	0.00	
Raffle Quilt	0.00	0.00	0.00	
Raffle Ticket Sales	0.00	0.00	0.00	
Secretary	0.00	0.00	0.00	
Spring Retreat	0.00	0.00	0.00	
Treasurer	30.62	10.00	20.62	
Volunteer Recognition	0.00	0.00	0.00	
Ways & Means	0.00	0.00	0.00	
Website	0.00	0.00	0.00	
Totals	2,040.62	3,748.32	(1,707.70)	
			(1,707.70)	
Shirley Sanden Fund			0.00	
Sales Tax				

August 31, 2023

1st Bank Checking	18,494.16
1st Bank Pay Pal Funds	1,236.71
1st Bank Raffle Account	454.10
Subtotal	20,184.97
1st Bank Shirley Sanden Restricted Fund	3,172.13
1st Bank Saving CD (Maturity 08/29/23)	10,101.19
1st Bank Saving CD (Maturity 11/22/23)	10,185.99
1st Bank Saving CD (Maturity 05/24/24)	10,053.98
1st Bank Saving CD (Maturity 11/22/23)	10,184.97
1st Bank Money Market Savings	55,820.68
Total Funds	\$ 119,703.91

The Colorado Quilting Council, Inc (CQC) is a non-profit statewide organization whose objective is to assist in preserving the heritage of quilting, to be a source of information and inspiration, and to encourage a high standard of excellence in quilting and related arts.



Quilting by Carol

Carol S. Campbell, Owner

8741 Aberdeen Circle, Highlands Ranch, CO 80130

303.507.6637 – ia2co@comcast.net

5+ years experience – M24 Innova Computerized Machine



Colorado Threads

Newsletter of

The Colorado Quilting Council, Inc.

P.O. Box 295

Wheat Ridge, CO 80034-0295

Your CQC “To Do” List!

- ☒ Vote for our 2024 CQC Officers
- ☒ Join us for Sit & Sew
- ☒ Make a Block for BOM & PWH
- ☒ Attend a Documentation Event
- ☒ Sign up for a Workshop
- ☒ Sign up for Holiday Luncheon

General Meeting:

<https://us02web.zoom.us/j/81571018794>

Board Meeting:

<https://us02web.zoom.us/j/84831292270>

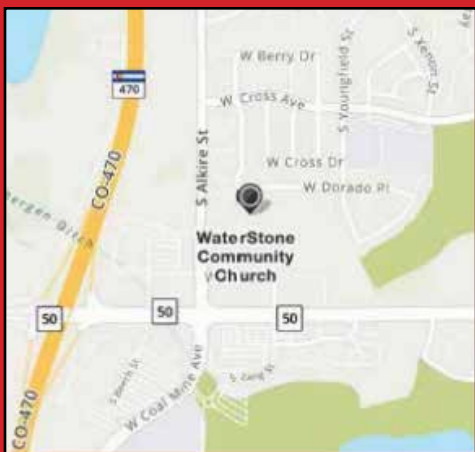
Sit-n-Sew Link:

<https://us02web.zoom.us/j/82206623537>

For technical difficulties accessing the Zoom link for a General Meeting, please contact Kaila Mills:
307-761-3727

Don't Forget to Log your Volunteer hours:

<https://www.trackitforward.com/site/colorado-quilting-council>



October's Meeting Agenda 10/28/23

9:30 – Registration

10:00 – Business Meeting

11:30 – Speaker Presentation

Plus Show & Tell, Door Prizes

2023 CQC General Meetings will be presented in person at

Waterstone Community Church, 5890 S. Alkire Street, Littleton, CO 80127

Zoom link is available above and on the website.

Contact Dawn Mills at:

303-929-8543 for directions or weather updates