

**Mosaic Star
Block 4**

Dark Fabric:

Cut 2 Squares 5 1/4"
Cut 1 Square 4 1/2"

Medium Fabric:


Cut 2 squares 5 1/8"

Medium Light Fabric:

Cut 4 squares 2 1/2"

Light Fabric:

Cut 2 squares 5 1/4"
Cut 2 squares 5 1/8"



Side Squares:

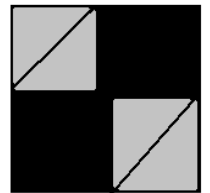
Place one dark 5 1/4" square and one light 5 1/4 square right sides together. Repeat with the other light and dark 5 1/2" squares. Use these pairs to make quarter square triangles. *



Pair one light/dark quarter square unit and one light/dark quarter square unit, long sides together. Sew carefully, these are bias edges. Repeat with the other quarter square units.

Center Square:

On the back of each of the 2 1/2" Medium Light squares, draw a diagonal line from corner to corner. This will be your sewing line. Place a corner square on opposite corners of the center square. Sew on the drawn line and trim it 1/4" away from the sewn line. Repeat with a 2nd 2 1/2" square on the opposite corner and trim. Press the corners out. Repeat with the other two 2 1/2" squares on the other two corners. Square up/trim to 4 1/2".



Corner Square:

Pair a medium 5" square right sides together with a light 5" square and make half square triangle blocks.** Square up/trim to 4 1/2"


Assemble block according to the shaded diagram.

***To make quarter square triangles:** On the back of the lighter of the fabrics, draw a line diagonally from corner to corner. Then another line diagonally from corner to corner making an X. These will be cutting lines. Then 1/4" on either side of one of the lines, draw 2 stitching lines.



With two squares, right sides together, sew on the two outside stitching lines. Then, cut into 2 halves on the line between the two stitching lines. Next, divide those two parts on the other line. Press out and you will have 4 quarter square triangles.

****To make half square triangle blocks:** On the back of the lighter of the fabrics, draw a line diagonally from corner to corner. Then 1/4" on either side of this cutting line, draw 2 stitching lines.



With two squares, right sides together, sew on the two outside stitching lines. Then cut into 2 halves on the line between the two stitching lines. Press out and you will have 2 half square triangle blocks.

