

Colorado Threads

Newsletter of The Colorado Quilting Council

August
2020

Vol. 42 • No. 8

Inside This Issue

President's Message	2
CQC News	3
Meeting Schedule	4
Workshops	4, 5
Meeting Minutes	5
Virtual Fall Retreat	6
Show and Tell	7
QAF Quilt Show	8
QAF Information	9
Steamboat Quilts	10, 11
Book Review	12
Warm Hearts	12, 13
Treasurer's Report	14
CQC 2020 Budget	14
Business Directory	15
Board Minutes	19



Get Ready to Meet Teri Lucas' Impractical Color Wheel

Teri Lucas will speak to Colorado Quilting Council at 10 a.m. Saturday, August 22, via Zoom, fresh from the July release of her book, *Color, Thread & Free-Motion Quilting: Learn to Stitch with Reckless Abandon* (C&T Publishing, 2020). When Alex Anderson spoke to CCQ in July 2019, she told us to watch for Teri's book, saying it would become a must-have on her bookshelf. In the book's foreword, Alex writes:

"This book contains valuable information that will boost your machine quilting experience and output, no matter your skill or comfort level....Teri continually sprinkles in tips and tricks that make so much basic sense, yet had not occurred to me before...This book is a creative delight."

Teri's time with CQC will be a creative delight as she discusses "The Impractical Color Wheel." Teri describes herself as "a free-motion machine quilting geek and teacher with a passion for thread and home sewing machines." She lives the "your quilt, your rules" approach to color and motifs. She will explain why our thread stashes are as important as our fabric stashes.



Teri Lucas, author of *Color, Thread & Free-Motion Quilting: Learn to Stitch with Reckless Abandon* (C&T Publishing, July 2020)

Teri started quilting 26 years ago. After spending four years hand quilting one quilt, she just wanted to finish it, so she started machine quilting. Over time, she discovered a medium speed, learning to adjust tension and using the right needle for the thread made all the difference. Thus began her fascination with thread and her desire to share what she's learned with others.

Her author bio in her book says she's inspired by "autumn leaves, wrought iron, bridges, sunsets, pansies, mums, architecture and quilts, of course."

She has recently moved from New York City to Texas.

For those interested in learning more from Teri, she will teach a workshop, "Having Fun with Color in the Most Impractical Way," in three two-hour sessions from 1-3 p.m. Sundays, August 23 and 30 and September 6, via Zoom.

Teri will take workshop participants on an adventure of exploring how thread color changes on quilt tops depending on the backgrounds, the weight of the threads and how densely we stitch. Participants will use various shades of six colors and thread types to create a color wheel as they practice stitching a variety of quilting motifs from her book. Creating your own color wheel will help you learn to select the threads that make the most sense for your quilts.

Mark your calendar now to hear Teri, then register for her workshop using the form on page 4 of this newsletter.

Teri's teaching style includes encouragement to enjoy the journey as you practice and practice some more.

Check out Teri online:

- Website: terificreations.com
- Instagram: @terilucas
- Twitter: @terificreations

Saturday, August 22 Meeting: The CQC meeting will begin at 10 a.m. The Zoom connection will open at 9:30 a.m. to ensure you are on board in time and to give you a chance to visit with CQC friends. To ensure we have your current email address, contact Pat Cleaveland, patcleaveland@msn.com, 303-642-3338. **Quilt-a-Fair 2020** is going virtual. See pages 8-9.

Making Quilting Memories

By Laural Hoppes, Colorado Quilting Council President
quiltinglaural@comcast.net



Ninety members attended our June virtual meeting. We were glad to have members from across Colorado and beyond.

Speaker Lea McComas explained her Border Wall Quilt Project, which began in 2018. Her goal was to use quilting to explore immigration and border security issues in a non-threatening way.

Close to 200 artists from 35 states and five countries have made 325 quilted bricks, each 16" x 8". When displayed, the bricks are organized in panels of 60 bricks, 30 on each side of free-standing frames. Lea is still accepting bricks for Panel 6, which will be the final panel. Lea and the team of volunteers she recruited, which includes several CQC members, have photographed each brick. The photos, along with artist statements, are on the project's website: <https://www.leadmccomas.com/border-wall-quilt-project/>. The artists' statements often complete their messages beyond those that can be gleaned from viewing the bricks, Lea said.

Her goal is for the project to engender discussion of immigration across differences. She has not made a brick so as not to take a position that might discourage others from doing so.

The bricks fall into themes: value of money; rules and regulations; compassion and security; environmental impact; messages from Mexico (about a dozen bricks); Native American lands; walls versus tables; conversations with God; perilous journey; diversity and inclusion; Lady Liberty; and frustrated citizens. The display also includes two blocks from two Lindas with two views.

Many sides of the border wall/immigration issue are presented in the bricks. When possible, Lea displays them with opposing views side by side.

The quilt has been displayed in Lyons, Colorado; Washington, D.C.; Mexico City; and San Diego, and at the Nogales Border Festival and San Francisco Quilt Festival. Lea plans to take it to the Netherlands and France.

As CQC continues the journey with this year's theme — Quilting into the Roaring '20s — we remember another challenging time in U.S. history: August 18, 1920, when the 19th Amendment was ratified, more than 70 years after the Seneca Falls Convention, organized to discuss women's civil rights. The amendment forbids states from denying women the right to vote. The U.S. Senate rejected the amendment twice before finally approving it. Senators began changing their minds as they found suffrage victories at the state level brought women to their constituencies. President Woodrow Wilson was a late convert. In 1918, he endorsed the amendment as a moral mission in response to women shouldering the at-home burdens of World War I.

In 1848, Elizabeth Cady Stanton, Lucretia Mott and several hundred women had met in Seneca Falls to demand the right to vote, calling it a human right.

This year's Quilt-a-Fair quilt show theme — Red, White and/or Blue — was chosen because 2020 is a presidential election year. The show is going virtual as women again are being called to keep the home front strong as we grapple with a worldwide pandemic.

CQC is not immune from these stresses. Safer at home means we aren't meeting in person so we aren't bringing in the usual revenue to support our activities. We cannot sell raffle tickets at in-person venues, and Quilt-a-Fair is going virtual, which means no revenue from admissions and limited revenue from vendors.

To address the financial stability of CQC into 2021, the CQC board launched a raffle-ticket drive. Volunteers are calling members to encourage them to send in money from ticket sales. Our goal is to get as close to 100 percent returns as we can. We were at about 50 percent when the drive began and returns were dwindling but initial response to the drive has triggered a renewed flow of returns. Thank you and keep them coming. This money will help us fund programs and activities until we can resume in-person gatherings.

We've also undertaken a membership drive. If you have friends who aren't members and those who have let their memberships lapse, please encourage them to join and rejoin. Tell them how easy it is to sit at home in their PJs while listening to top-notch speakers. Let them know there's no lugging machines and supplies to Zoom workshops. They can work in the comfort of their home sewing areas with all their tools at hand.

There are multiple levels of membership from the basic membership (\$25/year) to the sustaining membership (\$100/year). Find the best level for you under the membership tab on the CQC website: coloradoquiltingcouncil.com.

Please consider joining our board. We have several open positions you can pick from. (See page 3.) Our meetings are held online so you don't have to travel. COVID-19 downtime is giving committees a chance to revise and enhance their work and gives you time to learn a role and be part of planning what CQC will look like going forward. Please contact me to let us know what committee you would like to serve on or lead.

Stay safe, wash your hands, social distance, wear your mask, and, most importantly, quilt with us using Zoom.

Keep Selling Those Raffle Tickets, It's Making a Difference

In June, CQC leaders launched a drive for increased raffle-ticket sales, and you responded, doubling the number sold in May, and returns continue to come in. Thank you!

Raffle Ticket Chair Kay Hefner is making it easy for you to get additional tickets. You can send her a check for any number of tickets, which are \$1 each or six for \$5. Send her \$5 for six tickets, \$10 for 12, \$15 for 18 and so on. When she receives your check, she'll fill out the stubs on the number of tickets you've purchased then email you the numbers on your tickets. She'll put your completed ticket stubs in the hopper for the December drawing.

Send your check payable to Colorado Quilting Council to: Kay Hefner, CQC Raffle Ticket Chair, 2308 S. Eldridge

Street, Lakewood, CO 80228. Questions?



Email Kay at:
khefner@comcast.net

You're making a difference by selling your raffle tickets and even requesting more. Thank you.

Shop Hop Continues, Includes Virtual and Curbside Shopping

When we launched CQC's 2020 Colorado Shop Hop in January, little did we know getting forms signed by folks at quilt shops wouldn't be possible for some months. We will accept the forms you had shops sign earlier in the year and any you can now again have signed. We will also accept receipts. Remove credit-card information and anything else that is private. We just need the names of the

shops and the dates you visited in person or virtually.

The shop-hop rules remain the same. You will receive credit for one visit per shop during 2020. The person who visits the most shops will win a prize. In the case of a tie, we will draw for the winner.

This is a great time to "visit" new shops around the state online. See the Business Directory, pages 15-18.

Find Your Place on the CQC Leadership Team

We need you in CQC leadership, and it is now easier to be a leader from anywhere in the state because board meetings are held online via Zoom. Even when we are again able to gather in person, participation in key meetings will remain possible from your home.

Check out the following open positions to find one that fits your interests, talents and time, then contact CQC President Laural Hoppes — quiltinglaural@comcast.net — to discuss how you can join the CQC board.

Treasurer: Receive funds, deposit them in the bank, keep accurate records, and work with the bookkeeper and council president. Work with CQC leaders to develop the annual budget.

Events Coordinator: Arrange for meeting places for general council meetings and contact guilds, shops and other appropriate parties in areas surrounding meeting sites. The event coordinator is not responsible for providing food at CQC meetings and events.

Raffle Ticket Chair 2021: Organize distribution of raffle tickets to CQC members, recruit volunteers to sell tickets at several venues and CQC meetings, and collect returns on ticket sales.

Nominations: Identify and recruit CQC members who can become leaders and provide a list of candidates for each office at the August meeting. Count the ballots and present results at the October meeting.

Quilt Trails Project: Maintain current quilt trails through publicity and/or brochures.

2nd Vice President Elect for Programs, 2021: This person works with the 2nd Vice President for Programs for a year then becomes the 2nd Vice President for Programs the next year. This person schedules speakers and workshop teachers for 10 meetings a year, and coordinates hospitality for the speakers/teachers including working with them to schedule travel and arranging hotel accommodations. It's a great opportunity to get to know leading quilters.

 *A Stitching Shop* 
4444 Morrison Road
Denver, Colorado 80219-2446
(303) 727-8500

(Monday - Saturday: 10 AM to 5 PM)



www.StitchingShop.com
ASTitchingShop@gmail.com

12-2020

CQC Meeting and Workshop Schedule

Month	LOCATION	SPEAKER	LECTURE	WORKSHOP
August	In-person meeting and workshop canceled. Online meeting and workshop via Zoom.	Teri Lucas terificreations.com	August 22 "The Impractical Color Wheel"	Sundays, August 23 & 30 and Sunday, September 6 "Having Fun with Color in the Most Impractical Way"
September	In-person event canceled. Virtual event via Zoom being planned.	Quilt-a-Fair	September 25 and 26	
October	In-person meeting and workshop canceled. Online meeting and workshop via Zoom.	Cindy Grisdela cindygrisdela.com	October 24 "Anatomy of Improv"	October 25 "Focus on the Improv Block"
November/December	In-person meeting canceled. Online meeting via Zoom.	TBA	TBA	Canceled

Register for CQC Workshops

Register at any time for any and all of the 2020 Colorado Quilting Council workshops. These workshops will be offered online via Zoom. Information on workshops is listed on page 5 of this newsletter. Check the workshop(s) for which you are registering below.

- ☐ "Having Fun with Color in the Most Impractical Way"
Teri Lucas, Sundays, August 23 & 30, and September 6
- ☐ "Focus on the Improv Block," Cindy Grisdela
Sunday, October 25

To register, check the workshop(s) you are registering for then mail this form and check payable to CQC to: Dana Jones, P.O. Box 189, Rollinsville, CO 80474. Workshops are \$55/workshop for CQC members (non-members \$80 for first workshop and \$55 for each additional workshop) except for "Braided Twist," which is \$25 for members and \$50 for non-members. Non-member fees include a \$25 one-year CQC membership. To pay by credit card, call Dana Jones, 720-346-3952. Email questions to Dana at danaellenjones@gmail.com or call 720-346-3952.

Name
Street Address
City, State, Zip
Phone
Email Address
Workshop

Refund policy: If written notification of cancellation is received 30 days in advance, a full refund minus a \$3 handling fee will be returned to you. If less than 30 days in advance, a refund, minus the \$3 handling fee, will be given only if the workshop space can be filled from the waiting list. If the workshop is canceled by CQC, you will be notified as soon as possible, and a full refund will be given.

The Colorado Quilting Council, Inc. (CQC) is a statewide organization of people interested in preserving the heritage of quilting, promoting excellence in quilting and related arts, and in providing a source of information and inspiration. Membership dues are \$25/year with the newsletter online and \$35 with the newsletter mailed. Membership is for a 12-month year. Membership pins can be replaced for \$25. The guest fee at general meetings is \$10.

Colorado Threads, the official publication of CQC, is published and mailed 11 times a year. The council reserves the right to select articles and advertising that reflect the purposes of the council. Articles, photos and advertisements need to be submitted to the editor at cqcedi-

tor@gmail.com by the 15th of the preceding month. Advertising in the newsletter is only available to members of CQC. The Business Directory is \$60/year. Monthly ad prices are: Full page \$100, half page (horizontal) \$50, quarter page (vertical) \$35 and one-eighth page (horizontal) \$25. Request ads from and send fees to Pat Cleaveland/Advertising, Colorado Quilting Council, P.O. Box 295, Wheat Ridge, CO 80034-0295. Email copy and photos to the newsletter editor at cqceditor@gmail.com.

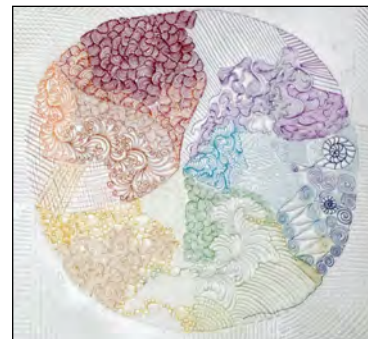
Send address changes to: Membership Chair, Colorado Quilting Council, Inc., P.O. Box 295, Wheat Ridge, CO 80034-0295. For information on CQC: www.coloradoquiltingcouncil.com.

Register Now for August and October CQC Workshops

“Having Fun with Color in the Most Impractical Way” with Teri Lucas

1-3 p.m. Sundays, August 23 and 30, and September 6 via Zoom

The Impractical Color Wheel will take you on an adventure of exploring how thread color changes on a quilt top depending on the background, the weight of the thread, the fiber of the thread and how densely you stitch. Teri will lead you in using a variety of shades of six colors of thread in a variety of weights and fibers. You'll create a color wheel and practice stitching quilting motifs at the same time. Creating your own color wheel will help you pick the threads that make the most sense for your quilts.



“Focus on the Improv Block” with Cindy Grisdela

9 a.m.-3:30 p.m. Sunday, October 25 via Zoom

In this workshop, you'll make an improv block for the center of your composition, then add your own borders – maybe curved strips or insets or asymmetrical open space – it's up to you to make your quilt your own. This process can be adapted to any size quilt. You'll enjoy using your imagination. Cindy will discuss the improv-block technique using scraps and various ways to set the block into interesting designs with border options. She'll share her extensive knowledge and experience with color and design as she helps you make a unique creation that reflects your color and design sense. This will be a fun workshop for art and modern quilters and a fun stretch for those used to making traditional quilts.

CQC July General Meeting Minutes

Submitted by CQC Recording Secretary Betty Andrews

President Laural Hoppes called the meeting to order at 10:06 a.m. She welcomed members and guests. She spoke of changes in the Olympics since the 1920 games and noted 1996 was the first Olympic year that inspired quilts with event symbols. Laural encouraged members to volunteer for open board positions, and she reminded members to turn in raffle-quilt tickets.

2nd Vice President for Programs Dana Jones announced upcoming programs: Cheryl Phillips' workshop Saturdays, August 1 and 8; Teri Lucas as the August 23 speaker and workshop teacher August 23 and 30 and September 6; and Cindy Grisdela as the October 24 speaker and October 25 workshop teacher.

Dana introduced Ricky Tims as our speaker. He spoke on the inspiration for his book, *Lizzy Albright and the Attic Window*. He discussed how quilting influenced the characters and story. Ricky encouraged CQC members to participate in a weekly scavenger hunt on his website, sign up for his newsletter, and look for the fabric line and pattern related to his book.

Recording Secretary Betty Andrews: June general meeting minutes were reviewed and accepted.

1st Vice President for Membership Pat Cleaveland: There are 529 members; 130 signed in for the July meeting. Pat said she sends membership renewal notices.

Treasurer Mary Rush: Account balances are: general account, \$1,314.12; raffle account, \$4,854.18; and Shirley Sanden Fund, \$3,953.94 for total operating funds of \$12,122.24. Add CD, \$10,945.44, and Quilt-a-Fair \$16,302.74 for a total of \$39,370.42. Mary presented a revised 2020 budget and answered questions on expenditures, including the cost to mail newsletters. She moved ratification of the revised budget, Pat Cleaveland seconded, and members approved 78-0 with one abstention, representing 99 percent of all who were still online.

Carol Cook, Library: Carol said CQC members can search for books through the CQC website using the pink library link. Books may be mailed, or Carol will meet you at a prearranged location and time in the Colorado Springs to south

Denver areas. Several members offered drop-off locations.

Project Warm Hearts, Betsy Stewart: Laural and Betsy encouraged members to continue with assembly of Warm Hearts quilts. Laural and other members have been delivering quilts.

Fall Retreat, Dana Jones for Betty Andrews: Fall retreat will be virtual October 9-11. The schedule will be similar to past years: a speaker Friday night, classes Saturday and a Sunday afternoon activity.

Quilt-a-Fair Chair Dawn Mills: Quilt-a-Fair will be online. The committee is finalizing plans for vendor presentations and demos and a virtual quilt show of red, white and/or blue quilts.

Laural Hoppes: 2020 Hall of Fame awards have been deferred until 2021. Nominations submitted for 2020 will be held for 2021. Nominations can continue to be submitted to Jean Ruger, Hall of Fame committee chair. Laural reminded members to document their volunteer hours. The CQC Shop Hop has been converted to accommodate online shopping.

The meeting adjourned at 11:51 a.m.

Fall Retreat Goes Virtual, Raises Funds for CQC

Colorado Quilting Council's Fall Retreat is going virtual via Zoom this October 9-11. Plan to participate in the entire weekend or select those events that most appeal to you. This is a fundraiser for CQC; registration fees will go to our statewide organization. Here's the line up:

• **6-8 p.m. Friday, October 9**

Welcome games and presentation: "The Quilts & Quiltmakers of Caohagan Island."

• **9 a.m.-Noon Saturday, October 10**

Workshop: Fabulous Freeform

• **2-5 p.m. Saturday, October 10**

Workshop: Easy Inset Circles

• **6:30-8:30 p.m. Saturday October 10**

Project Warm Hearts Stitch Along

• **1-3 p.m. Sunday, October 11**

Show and Tell plus farewell games




"The Quilts and Quiltmakers of Caohagan Island"

Caohagan Island, a 13-acre island in the central Philippines, is home to about 600 people, more than 100 of whom are

quiltmakers. Sales of their one-of-a-kind handmade quilts provide one-third of the island's income. Their quilts have been exhibited at the National Quilt Museum in Paducah, Ky.; Rocky Mountain Quilt Museum; and the San Jose Museum of Quilts and Textiles. Dana Jones, who spent six weeks on the island to research her book on the quiltmakers and their quilts, will share stories and images of these amazing artisans and their quilts.


When folks first see these quilts, they note how "happy" they are. This talk with question-and-answer time will leave you smiling.



Workshop:

Fabulous Freeform Table Runner

This improvisational pieced quilt, designed by Pam Rocco, is fun and quick to make. Each student's quilt will be a unique creation. You'll freehand rotary cut 1"-3" wide strips with gentle curves, no rulers. Then you'll stitch, no pinning.



Workshop: Easy Inset Circles

In a few hours, you'll master inseting circles into blocks and circles. Using a technique and tool developed by Cheryl Phillips that requires just eight pins per circle, you'll inset circles with ease.

Warm Hearts Stitch Along

Though we can't physically gather, we can stitch along together via Zoom, chatting and learning from each other as we quilt for others. We'll be making Grecia Cross blocks. For each block you make during the stitch along, your name will be entered in the drawings for the charities that receive the quilts.

Directions for making the blocks are on page 13 of this newsletter.



Show and Tell Plus Farewell Games

Sunday afternoon will be a time to share quilts you've made any time. You can plan to hold them up or, for larger quilts, you can share photographs. And we'll play quilt-themed games.

Fall Retreat Registration

Name

Address

City/State/Zip

Phone

Email

Check all that apply:

<input type="checkbox"/> Full Weekend	\$75
<input type="checkbox"/> 6-8 p.m. Friday: Games & Caohagan Island talk	\$20
<input type="checkbox"/> 9 a.m.-Noon Saturday: Fabulous Freeform workshop	\$30
<input type="checkbox"/> 2-5 p.m. Saturday: Easy Inset Circles workshop	\$30
<input type="checkbox"/> 6:30-8:30 p.m. Saturday: Warm Hearts Stitch Along, free with any paid registration	0
<input type="checkbox"/> 1-3 p.m. Sunday: Show & Tell plus games, free with any paid registration	0

TOTAL

\$_____

Mail this registration form with check payable to CQC to: Betty Andrews, 8906 Homestead Avenue, Odessa, TX 79764

Questions to Betty Andrews, Betty.Andrews@Trimedx.com, 720-377-7887 or 720-662-4564.

To pay by credit card, call Dana Jones, 720-346-3952.

Editor/Designer Sought for CQC's *Colorado Threads* Newsletter

Colorado Quilting Council is seeking an editor/designer for its *Colorado Threads* newsletter. The editor/designer produces monthly issues. Applicants should have editing experience and basic graphic-design skills. This is a paid position. Experience handling communication for other non-profit volunteer organizations is a plus. To apply for CQC *Colorado Threads* editor/designer, email CQC President Laural Hoppes at quiltinglaural@comcast.net.

Virtual Show and Tell

Quilts and More Quilts from CQC Members Delight the Eye

Until CQC members can again meet in person, the monthly Show and Tell is being done in the newsletter.

For the September issue, email photos of your finished quilts to Dana Jones by Saturday, August 15: danaellenjones@gmail.com.

Send high-resolution photos and include your name and the name of the quilt. If someone else quilted your quilt, include that person's name. If you used a pattern, share the name of the pattern and the designer.

When possible, avoid photographing hands, feet, clips and other ways of hanging the quilts because they are difficult to crop out of the photos. Include bindings in photos.



Above, President's Quilt for Sue Bart, pieced, embroidered and quilted by members of the quilt guild she founded in Arizona. Sue, a member of CQC from Boulder County, Colorado, winters in Arizona. She missed being in a guild when away from Colorado so gathered other quilters and served as the guild's first president.



"Baker's Dozen" by Dana Jones. Quilted by Rita Meyerhoff. Pattern by Jen Kingwell. Made entirely in Hoffman Dot Batiks.



Above left, "SF Sensibilities" by Lynette Joines, pattern by Deb Karasik. Above right, another version of "SF Sensibilities" by Jeanne McGee, who received ribbons for 1st place and grand champion at the Fremont County Fair. Both quilters started their quilts at the 2016 CQC fall retreat class led by Deb Karasik.



"Love Charm" baby quilt made by Carol Cook from a free pattern from Moda Bake Shop.



Call for Entries for Virtual Quilt-a-Fair Quilt Show

It's time to submit entries for quilts you wish to exhibit as part of Colorado Quilting Council's 2020 Quilt-a-Fair Quilt Show, which will be shown during this year's online Quilt-a-Fair, Friday and Saturday, Sept. 25 and 26. In this election year, the theme is "Red, White and/or Blue." Entries may be in any one, two or all three of these colors. As in past years, those attending — this year tuning into — Quilt-a-Fair will vote for their favorite quilts, and a Viewers' Choice Award will be given to the maker of the quilt receiving the most votes.

To submit a quilt to the virtual show, complete the form below, enclose a check (\$10/entry) and mail it by August 1, 2020, to:

Colorado Quilting Council/QAF 2020 Quilt Show
P.O. Box 18121 E. Hampden Ave., Unit C #236
Aurora, CO 80013

Please include a brief — 100 words or less — description of your quilt. Include the size, pattern used, person(s) who made the quilt and quilted it, how the quilt was pieced and quilted (hand and/or machine), date completed, and any other interesting information. Then email a high-resolution photo of your quilt to Dawn Mills at cqcquiltfair@gmail.com. To the best of your ability, take the photo of your quilt hanging, preferably without holders' hands or feet showing. For information, contact Dawn Mills at cqcquiltfair@gmail.com.

Quilt-a-Fair 2020 Quilt Show Entry Form

Name
Street Address
City, State, Zip
Phone
Email Address

Entry Fee

Include a check payable to CQC for \$10 per quilt entered.

Deadline for Entries

Entry form with payment must be mailed by August 1, 2020:
Colorado Quilting Council/QAF 2020 Quilt Show
P.O. Box 18121 E. Hampden Ave., Unit C, #236
Aurora, CO 80013

Release

I understand that the QAF Show Committee reserves the right to display the quilt in any manner it deems necessary. By entering the exhibit, I am giving my understood/silent approval. I allow my quilt to be photographed during the show. CQC will take all reasonable precautions to protect my entry. No personal information from the entrant except for the entrant's name will be shared.

Signature: _____

Date: _____

Quilt Information: Because this year's show will be a virtual show, you may submit any size quilt.

Quilt Name: _____

Quilt Size: Horizontal: _____ Vertical: _____

If you wish to donate your quilt to Quilts of Valor, see <https://www.govf.org> for requirements.

Colorado Quilting Council presents...

Quilt-a-Fair

Sept. 25-26

9 a.m. - 5 p.m. Friday and Saturday, Sept. 25-26, 2020
Online via Zoom

For a list of vendors and activities, click the Quilt-a-Fair tab at
www.coloradoquiltingcouncil.com/qaf

Quilt-a-Fair is Going Virtual

- No driving!
- No crowds!
- No waiting in line!
- No schlepping heavy purchases!

Join us for a fun-filled weekend:

- Watch live demos from your favorite vendors with a chance to ask questions.
- See new products. luscious fabrics, must-have tools, the latest machines, and more.
- Hop over to vendors' websites to order goodies that will be delivered to your home.
- Support small quilt-related businesses.
- Enter the CQC virtual shop hop where you can win prizes.
- Display your quilt in the virtual quilt show and vote for your favorite show quilt.

Sign up at www.coloradoquiltingcouncil.com/qaf to get added to our email list so you get the latest Quilt-a-Fair news from now through September.

A Quilter's Choice — APQS West



APQS Machine Sales, Machine Rental and Education Center

GLIDE THREAD OF THE MONTH CLUB

Several options
check out details:

See URL BELOW



- ♦ APQS Longarm **Machine Sales and Service**
- ♦ Longarm **Machine Rentals** (optional with Quilt Path)
- ♦ Affordable **Quilting for Hire** — Modern or Traditional
- ♦ **Private Classes and Group Classes** (check out our website for current class schedule)
- ♦ **Supplies:** Thread, Batting, **Wide Backing Material**, longarm supplies, quilting DVDs and more...

8698 Aberdeen Circle
Highlands Ranch, CO 80130
Tuesday—Friday 10—5 PM
Other times available please call
720-214-3442 www.aquilterschoice.com

PENNY AND A HALF PER INCH
Simple Edge-to-Edge
Now through July



2 Steamboat Quilters' Collaboration Amazes

Jackie Grimaldi, left, and Madeleine Vail have been quilting together for years. They inspire and stretch each other and have an impressive body of work to show for it.

A highlight of CQC's August meeting, which was to be in Steamboat Springs before the pandemic made that impossible, was the opportunity to see an exhibition of their and several other quilters' work at the Steamboat Art Museum. They have shared their work here so you can get a taste of what was in store. Enjoy!



Above left, "A Hundred Years," 85" x 93", 2014, made for 100th anniversary of the Routt County Fair. Pattern: "EIEIO" by Bonnie Keller. Pieced by Jackie Grimaldi; quilted by Madeleine Vail.

Above right, "Yampa Valley Memories," 79" x 79", 2005, adapted from a 1999 pattern designed by Madeleine Vail and David Taylor as a tribute to the Strings Music Festival.

Far left, "Hydrangea Blossoms," 35" x 35", 2014, by Madeleine Vail and friends as a Delectable Mountain Quilter's Guild Round Robin project.

Immediate left, "Swan's Cove," 62" x 41", 2013, pieced by Jackie Grimaldi using Heather Soos' "Winter Whites on Water" pattern. Quilted by Madeleine Vail.



Above left, "Hot Diggety Dog," 60" x 62", 2015, adapted and expanded from Maggie Walker's "Summer's End" pattern.

At left, "Folk Art Floral," 99" x 118", 2019. Expanded design of Primitive Gatherings' "Daurmont" pattern. Juried into AQS 2020 Paducah show that was canceled.

At right top, "Autumn Memories," 104" x 113", 2005. Pattern designed by Madeleine Vail as the 2004 Delectable Mountain Quilter's Guild raffle quilt.

At right center, "Fabricadabra," 92" x 109", 2016, pieced in silk with machine embroidery by Jackie Grimaldi; quilted by Madeleine Vail. Pattern: "Fabricadabra" by Simon Haskins. It was exhibited at the 2017 International Quilt Festival in Houston.

At right bottom, "Happy as a Clam," 98" x 118", 2017, adapted from Sue Pelland's pattern, "Kaffe's Clam Shell Quilt." Jackie Grimaldi and Madeleine Vail shared planning, Jackie pieced and Madeleine quilted.

Book Review:

Check Out July Release by Teri Lucas

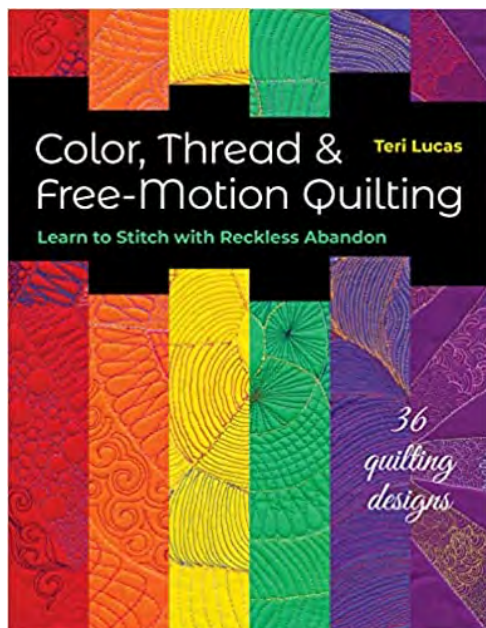
Review by Carol Cook

While most quilters focus mainly on pattern and fabric when designing quilts, Teri Lucas' recently published book, *Color, Thread & Free-Motion Quilting: Learn to Stitch with Reckless Abandon* (C&T Publishing, 2020) focuses on using thread as a third design element to take quilts to a new level. Alex Anderson describes this book as a "creative delight that will spark new possibilities." Full-color illustrations of Teri's wondrously quilted creations will inspire quilters.

Teri encourages quilters to "particularly focus on thread color and weight, and how these affect the overall look of quilts." In her discussion of quilting tools and the color wheel, Teri encourages every quilter to practice using the color wheel daily and to create samples of various colors and types of thread on many colors of fabric. She provides an easy project using multiple shades of fabric to begin exploring the use of color.

Illustrated examples of five shades/tones/weights of six thread colors — red, orange, yellow, green, blue and purple — quilted on 10 different background fabrics — white, gray, black, red, orange, yellow, green, blue, purple and brown — are provided to show how thread color perception changes on various colors of fabric. Teri encourages quilters to create their own examples, which she calls impractical color wheels, to explore their preferences for thread and fabric color combinations. She also encourages quilters to go beyond traditional color-theory combinations, writing, "If we begin with what we like and are comfortable with, we will be happy with our work."

She provides several methods for choosing colors, such as from a favorite nature scene, a favorite fabric or a fabric line. She discusses considerations in choosing thread, including thread weight, thread ply and needle sizes. These are summarized in a chart that is a



Color, Thread & Free-Motion Quilting by Teri Lucas (C&T Publications, 2020)

terrific reference. Teri provides information on thread tension and personal tension, and how they affect project success.

The machine-quilting section of the book includes rules and reminders, design principles, and 36 design motifs. A problem-solving checklist addresses common machine-quilting issues. Teri's quilting motifs are hand drawn and don't include detailed instructions but are valuable when creating the impractical color wheels and designing quilts.

Note: CQC now has 2,379 items in its library and an online search tool so members can find books and videos of interest. Just click on the pink "CQC Library" button on the CQC website home page to search the library: coloradoquiltingcouncil.com.

To check out library items, contact Carol Cook at cqclibrary@gmail.com. She will coordinate curbside pickup or delivery if you are in the South Denver Metro to Colorado Springs area. Otherwise, it's possible to mail items if you are willing to reimburse the postage.



Officers of the Erie, Colorado, police department accept a Project Warm Hearts quilt. Photo by Laural Hoppes.

Quilting for Others: CQC's Warm Hearts Project

Colorado Quilting Council's Warm Hearts Project involves members in charitable work, assists organizations in their fundraising activities and lets quilters do more for others by helping a charity of their choice. Here's how you can participate:

- Make one or more quilt blocks following the directions provided on page 13.
- Fill out the form on page 13, including information on the charity of your choice. Complete a form for each block made.
- For each block you submit with a completed form, your name will be entered into a drawing to choose which of the nominated charities will receive Project Warm Hearts quilts.
- Mail completed blocks to:
CQC Warm Hearts
6215 South Macon Way
Englewood, CO 80111
- For information, contact Betsy Stewart.
Email: cqcwarmhearts@gmail.com. Call 303-726-4676.

To save shipping costs, CQC members are volunteering to provide pickup and delivery of in-process and finished Project Warm Hearts quilts. For example, CQC President Laural Hoppes picked up the finished pinwheel quilt above from Warm Hearts coordinators and delivered it to the Erie Police Department. To volunteer or if you need a pickup, contact Betsy. Do the same to volunteer to piece, quilt or bind.

Grecia Cross Selected as New Warm Hearts Project Block

Block Directions

This block finishes at 9" x 9" in the quilt. That means the block you submit should be 9½" x 9½". Make the background from cream or off-white fabric and the colorful portion of the block from a print or colored fabric that is the same within each block. A variety of print or colored fabrics may be used when making multiple blocks.

Cutting

Cream fabric:

- Cut two 3⅞" x 3⅞" squares*
- Cut four 2" x 3½" rectangles

Print/colored fabric:

- Cut two 3⅞" x 3⅞" squares*
- Cut four 2" x 3½" rectangles
- Cut one 3½" x 3½" square

*If you want to make oversized half-square triangles (HST), cut 4" squares. Make the HSTs as directed in Steps 1-5 then trim them to 3½" squares.



Assembly

Step 1: Draw a diagonal line on the wrong side of each cream 3⅞" square.

Step 2: Align the edges of a cream 3⅞" square and a print 3⅞" square right sides together.

Step 3: Stitch ¼" from the drawn diagonal line on both sides of the line.

Step 4: Cut on the drawn line. This will yield two HSTs. Repeat with the other set of 3⅞" squares.



Step 5: Press the four HSTs open, pressing toward the print fabric.



Step 6: Align the edges of a cream 2" x 3½" rectangle and a print 2" x 3½" rectangle right sides together.

Step 7: Stitch the rectangles together on one long side.

Step 8: Press the rectangles open, pressing toward the print fabric. Repeat to make four rectangle units.



Step 9: Sew a rectangle unit to each side of the print 3½" x 3½" square. The cream side of the rectangle unit should be next to the 3½" x 3½" square. Press toward the 3½" x 3½" square. This is the center row of the block.



Step 10: Sew a HST to each side of one of the remaining two rectangle units, placing the colored portion of the HST next to the rectangle unit. Press toward the HSTs. Repeat with the remaining rectangle unit and the two remaining HSTs. These will be the top and bottom rows of the block.



Step 11: Sew the top row of the block to the center row. The cream portion of the rectangle unit should be facing into the block next to the center square of the center row.

Step 12: Sew the bottom row of the block to the center row. The cream portion of the block should be facing into the block next to the center square of the center row.

The block is complete. It should measure 9½" x 9½".

Project Warm Hearts: Submit 1 form/block	
Name	
Phone	Cell Phone
Email Address	
Street Address	City, State, Zip
Charity	Charity Contact

If you'd like to piece your blocks into a quilt top, the size for Warm Hearts quilts is about 40" x 50".

CQC's Financial Health

Bank Balance as of June 30

1st Bank Checking		\$3,314.12
1st Bank Raffle Account		4,854.18
1st Bank Shirley Sanden Restricted Fund		3,953.94
Total Operations Funds	\$	12,122.24
1st Bank Savings CD (maturity 3-23-2020)	\$	10,945.44
1st Bank Quilt-a-Fair	\$	16,302.74
Total Funds Available	\$	39,370.42

Profit and Loss for May 2020

Ordinary Income/Expense Income

Income

4000	Interest Income	\$	3.13
4001	Membership Dues		(400.00)
4001.1	Newsletter Mailing Fee		10.00
4002	Workshop Revenue		(85.00)
4007	Booth Rental		
4007.1	Quilt-a-Fair Booth Rental		(13,313.00)
Total 4007 Booth Rental			(13,313.00)
4009	Raffle Ticket Sales		
4009.1	CQC Raffle		230.00
Total 4009 Raffle Ticket Sales			230.00
4011	Guest fees, Membership		10.00
4049	Cash Donations		75.00
4050	In-kind Contributions		150.00

Total Income

\$ (13,319.87)

Gross Profit

\$ (13,319.87)

Expense

5009	Copying/Printing		194.61
5013	Facilities/Equipment		90.00
5018	Postage		300.28
5024	Supplies		61.12
5027	Donated Materials		150.00

Total Expense

\$ 796.01

Net Ordinary Income

\$ (14,115.88)

Net Income

\$ (14,115.88)

CQC 2020 Revised Budget

This budget was ratified by the CQC general membership July 25.

Budget item	Income	Expense	TOTAL
Bookkeeper		4,000	(4,000)
Charity Quilts Project		75	(75)
Competition	125	250	(125)
Corporate	2,400	2,383	17
Corresponding Secretary		20	(20)
Documentation East		0	0
Documentation West		0	0
Fall Retreat		0	0
Games Manager		100	(100)
Gifts and Grants		0	0
Hall of Fame		0	0
Hospitality		700	(700)
Library	60	110	(50)
Membership	15,050	610	14,440
Newsletter	2,500	10,300	(7,800)
Newsletter Advertising	990	0	990
Outreach		0	0
Parliamentarian		0	0
Programs 2020	1,500	7,900	(6,400)
Property		5,262	(5,262)
Quilt Collection		0	0
Quilt-a-Fair	30	1,255	(1,225)
Raffle Quilt		600	(600)
Raffle Ticket Sales	7,000	900	(6,100)
Recording Secretary		0	0
Spring Retreat		0	0
Treasurer	240	1,050	(810)
Volunteer Recognition		120	(120)
Website		1,200	(1,200)
TOTALS	29,895	36,835	(6,940)

Business Directory

All these businesses are members of Colorado Quilting Council. You are encouraged to visit as many of them as you can and thank them for being part of our statewide organization. Shop hours are pre-COVID-19. Call shops for current hours.

Alamosa

Alamosa Quilt Company

710 Del Sol Drive, Alamosa, CO 81101

719-937-2555

10 a.m.-5 p.m. Monday-Friday

10 a.m.-3 p.m. Saturday

Web: alamosaquiltcompany.com

This shop specializes in modern fabrics and has cottons, flannels, wools & velvets plus Sue Spargo books, Aurafil thread, Bernina supplies & notions.

Arvada

Arvada Quilting Company

7485 W. 83rd Ave., Arvada, CO 80003

303-420-1018

Hours by appointment

Email: arvadaquiltingco@aol.com

Contact: Joanne Holzer

Joanne Holzer does computerized long-arm quilting. The edge-to-edge price is based on square inches and repeat-pattern size. Mailing service is offered.

Boulder

Elfriede's Fine Fabrics

2425 Canyon Blvd., Boulder, CO 80302

303-447-0132

10 a.m.-6 p.m. Monday-Saturday

Web: elfriedesfinefabrics.com

Elfriede's offers top-quality quilting and garment fabrics including Liberty of London cotton lawns, Indonesian cotton and rayon batiks, and a large selection of Asian prints.

eQuilter

6201 Spine Road, Boulder, CO 80301

303-527-0856

Web: eQuilter.com

Contact: Luana Rubin

This online shop offers 20,000 quilt fabrics and products in stock with 1,000 new products added to inventory each month. 2 percent of sales are given to charity. Save on shipping by picking up orders at the Boulder warehouse.

Breckenridge

JK Studio

100 S. Main Street, Breckenridge, CO 80424

717-855-0561

Email: jkestudio@jkstudiollc.com

Web: jkstudiollc.com

JK Studio sells handmade items including quilted wall hangings, fabric pictures, fabric pins, embellished fleece vests and sweatshirts, paperweights, coasters, and more. Sorry, no quilting supplies.

Brighton

On Pins & Needles

39 N. Main Street, Brighton, CO 80601

770-667-4086

Email: annav@onpinsandneedles.com

Web: onpinsandneedles.com

Contact: Anna Verbeek

Broomfield

The Quilt Store

12710 Lowell Blvd., Broomfield, CO 80020

303-465-0750

10 a.m.-6 p.m. Monday-Saturday

10 a.m.-3 p.m. Sunday

Web: thequiltstore.net

This one-stop shop offers classes, supplies, books, patterns, kits and gifts.

Buena Vista

Bev's Stitchery

202 Tabor Street, P.O. Box 1773

Buena Vista, CO 81211

719-395-8780

9:30 a.m.-5 p.m. Monday-Friday

9:30 a.m.-3 p.m. Saturday

Contact: Bev Zabloudil

Bev's sells fabric, notions, and needlework and quilting supplies, and offers classes.

BV Riverside Lodge B&B

30000 CR 371, Buena Vista, CO 81211

719-395-3444

Web: BuenaVistaRiversideLodge.com

This quilting and knitting retreat center on the Arkansas River is southwest of Denver and Colorado Springs. Lodging and meals provided. Form your own group or join a group.

Canon City

Cedar Ridge Quilting

Canon City, Colorado

719-289-4928

Email: cyndi@cedarridgequilting.com

Web: cedarridgequilting.com

Contact: Cyndi McChesney

Cyndi McChesney, NQA certified instructor, offers trunk shows, lectures and workshops, and long-arm quilting services.

Canon City

First Stitches Canon City

212 S. 4th Street, Canon City, CO 81212

719-285-8088

10 a.m.-5 p.m. Monday-Friday

10 a.m.-4 p.m. Saturday

Email kim@firststitches.com

Web: firststitches.com

Contact: Kimberly Smith

This Janome, Baby Lock, Brother and AccuQuilt GO! dealer carries fabric, notions and machine-embroidery supplies, and offers classes.

Castle Rock

Sew-Ciety

1025 S. Perry Street, Suite 101

Castle Rock, CO 80104

720-733-8102

10 a.m.-6 p.m. Monday-Friday

10 a.m.-5 p.m. Saturday

Email: sew-ciety@sew-ciety.com

Web: sew-ciety.com

Centennial

Holly's Quilt Cabin

8210 S. Holly Street, Centennial, CO 80122

720-529-9659

9:30 a.m.-5 p.m. Monday-Saturday

Noon-4 p.m. Sunday

Email: info@thequiltcabin.com

Web: thequiltcabin.com

Holly's has more than 7,000 bolts of fabric by a variety of designers. The shop is home to Mountainpeak Creations pattern company.

Colorado Springs

Bobbie Aug

P.O. Box 9654

Colorado Springs, CO 80932-0654

719-632-3767

FAX: 719-632-9210

Email: gwltpro@msn.com

Teacher and lecturer Bobbie Aug offers programs, classes and workshops.

High Country Quilts

4727 N. Academy Blvd.

Colorado Springs, CO 80918

719-598-1312

9:30 a.m.-6 p.m. Monday-Saturday

Email: hc@hcquilts.com

Web: hcquilts.com

Owners: Karen Rellafor and Jean Wilt

This shop sells quilting supplies, fabric, Bernina sewing machines and APQS long-arm quilting machines, and offers classes.

Continued on page 16

Colorado Springs

Ladybug Hill Quilts

929 Fillmore St., Colorado Springs, CO 80907
719-593-5949

10 a.m.-5:30 p.m. Monday-Thursday

10 a.m.-5 p.m. Friday

9:30 a.m.-5 p.m. Saturday

Web: ladybughillquilts.com

Contact: Sydney Risley

This authorized dealer of Janome sewing machines sells fabric, kits, patterns and books, and offers classes and long-arm rentals.

Meetinghouse Hill Designs

9518 Penstemon Court

Colorado Springs, CO 80920

719-282-3518

Email:

kathy@meetinghousehilldesigns.com

Contact: Kathy Gaul

Ruth's Stitchery

4440 Austin Bluffs Parkway

Colorado Springs, CO 80918

719-591-1717 or 1-888-591-8803

9 a.m.-5 p.m. Monday-Saturday

Noon-5 p.m. Sunday

Email: rstitchery@pcisys.net

Web: ruthsstitchery.com

Contact: Catherine Culp and Beth Spillane

Ruth's Stitchery, an authorized Viking dealer, sells fabric, cross-stitch and machine-embroidery supplies.

Craig

Quilter's Quest

335 E. Victory Way, Craig, CO 81625

970-826-0111

10:30 a.m.-5:30 p.m. Tuesday-Friday

11 a.m.-4 p.m. Saturday

Call for summer hours.

Owner: Brenda Rummel

This shop offers top-quality cottons with the most affordable prices in northwest Colorado.

Denver

A Stitching Shop (aka Brazilian Embroidery)

4444 Morrison Road, Denver, CO 80219

303-727-8500

10 a.m.-5 p.m. Monday-Saturday

Web: StitchingShop.com

Christine Hause teaches beginning to advanced classes and workshops in stitchery from canvas to cross-stitch to quilt embellishment with silk ribbon and thread. She also lectures. Phone & mail orders are taken.

Durango

Durango Quilt Company

450 S. Camino del Rio, Suite #102

Durango, CO 81301

970-247-2582; FAX: 970-375-0259

10 a.m.-5 p.m. Monday-Saturday

Email: durangoquilts@qwestoffice.net

Facebook: Durango Quilt Company

Owners: Judy Danielson and Margien Gram

This shop sells fabric, including flannels and batiks, books, kits and notions, and offers classes.

Englewood

Infinity Logo Solutions

13303 E. Adam Aircraft Circle, Unit #38

Englewood, CO 80112

303-885-2530

Email: sales@infinitylogosolutions.com

Contact: John Hanson

Wooden Spools

2805 S. Broadway, Englewood, CO 80113

303-761-9231

10 a.m.-6 p.m. Monday & Wednesday-Friday

10 a.m.-9 p.m. Tuesday

10 a.m.-5 p.m. Saturday, Noon-4 p.m. Sunday

Web: woodenspools.com

Contact: Vicki Skigen

Wooden Spools features new and revived quality cotton fabric and a large selection of yarn.

Erie

A Quilter's Corner

71 Erie Parkway, #104, Erie, CO 80516

720-328-8181

10 a.m.-5:30 p.m. Monday-Saturday

11 a.m.-4 p.m. Sunday

Web: aquilterscorner.com

Owner: Marci Schnabel

This shop has more than 5,000 bolts of fabric from classic to modern and quilting accessories, thread, kits, patterns and decorative signs.

Cotton Sandwich Quilt Shop, LLC

170 Cessna Drive, Erie, CO 80516-8112

303-993-4061 or 720-890-8523

Hours by appointment

Web: cottonsandwichquiltshop.com

This shop carries fabric, fat-quarter bundles, novelty fabrics, quilt kits and patterns, Aunt Martha's iron-on patterns, flour-sack towels and notions.

Estes Park

A Picture Perfect Place

540 Laurel Lane, Unit #1D

Estes Park, CO 80517

970-284-6603

Contact: Amy

This quilt retreat center supplies irons and ironing boards, a design wall, sleeping space for up to 12 people, three baths, comfy chairs, good lighting, a full kitchen, dining area and fireplace, all with a view of Longs Peak.

Estes Park

Cottage Bliss

870 Moraine Ave., Estes Park, CO 80517

970-577-1557

10 a.m.-5 p.m. Monday-Saturday

Web: cottageblissestes.com

Fabrics offered by this shop are neo-vintage, bohemian, romantic, lodge and batiks. Quilt kits, notions, books and patterns plus gifts and home decor are also available.

Fort Collins

Fig Leaf

2834 S. College Ave., Fort Collins, CO 80525

970-495-1766

10 a.m.-6 p.m. Monday-Saturday

Noon-5 p.m. Sunday

Web: thefigleafquilting.com

Contact: Laura Shotwell

Fig Leaf offers classes, fabric, notions, country furnishings and accessories.

The Presser Foot

1833 Harmony Road, Fort Collins, CO 80525

970-484-1094

10 a.m.-5 p.m. Monday-Wednesday &

Friday-Saturday

10 a.m.-6 p.m. Thursday

Email: sewbernina@thepresserfoot.com

Web: thepresserfoot.com

The Presser Foot sells Bernina sewing machines and accessories and services all brands of machines. The shop offers speciality classes and carries a variety of thread.

Fort Morgan

Inspirations Quilt Shop

19562 County Road R. 7 (marked as 8th Avenue)

Fort Morgan, CO 80701

970-542-0810

9 a.m.-5:30 p.m. Monday-Saturday

Web: inspirationsquiltshop.com

Fabric, quilters' needs, gift items and classes are available at this shop.

Golden

Golden Quilt Company

1108 Washington Ave., Golden, CO 80401

303-277-0717

10 a.m.-5:30 p.m. Monday-Saturday

Noon-4 p.m. Sunday

Email: info@goldenquiltcompany.com

Web: goldenquiltcompany.com

Owner: Nancy Swanton

This shop specializes in Kaffe Fassett, batik, black-and-white and bright fabrics and carries notions, gifts, kits and finished quilts. It offers classes and machine quilting services.

Continued on page 17

Golden

Rocky Mountain Quilt Museum

200 Violet Street, Unit 140

Golden, CO 80401

303-277-0377

10 a.m.-4 p.m. Monday-Saturday

11 a.m.-4 p.m. Sunday

Web: rmqm.org

The museum's exhibits change quarterly. The gift shop carries quilts, quilt-related items, fabric, books and notions.

Granby

Fabric Nook

387 E. Agate, P.O. Box 694, Granby, CO 80446

970-887-2005

10 a.m.-5 p.m. Monday-Friday

10 a.m.-4 p.m. Saturday

Web: tinastfabricsnook.com

Contact: Tina Holley

Fabric, patterns, notions, quilting supplies, books and classes are offered at this shop.

Grand Junction

Hi Fashion Sewing & Quilt Shop

2584 Patterson Road, Unit B,

Grand Junction, CO 81505

970-256-1293

9:30 a.m.-5:30 p.m. Monday-Friday

9:30 a.m.-2 p.m. Saturday

Web: hifashiongi.com

Hi Fashion sells Bernina, Baby Lock and Janome sewing machines and services all brands of machines. The shop sells cotton fabric and notions, and offers classes.

Owl's Nest

527 Bogart Lane, Grand Junction, CO 81505

970-241-5700

Email: info@owlsnestquilters.com

Web: owlsnestquilters.com

Contact: Carol Schneider

Greenwood Village

The Quilted Cricket

5125 S. Clarkson Street

Greenwood Village, CO 80121

303-667-8846. Call for an appointment.

Email: Crystal@Zagnoli

Web: thnquiltedcricket.com

Contact: Crystal Zagnoli

The Quilted Cricket studio houses three 26" Innova long-arm machines with Lightning Stitch and AutoPilot computerized robotics. This business provides reasonably priced edge-to-edge and custom quilting services. No intake fees. No minimums.

Highlands Ranch

A Quilter's Choice - APQS West

8698 Aberdeen Circle

Highlands Ranch, CO 80130

435-229-2703

Hours by appointment; call ahead.

Email: aquilterschoice@gmail.com

Web: aquilterschoice.com

Contact: Myrna Ficken

Quilt artist Myrna Ficken provides APQS machine sales and rentals, machine service, long-arm and piecing classes, long-arm supplies, and quilting service.

Holyoke

Creative Traditions, LLC

115 S. Interoccean Ave., Holyoke, CO 80734

970-854-3699

10 a.m.-6 p.m. Monday-Friday

10 a.m.-3 p.m. Saturday

Web: creative-traditions.com

Owner: Julie Haake

This shop sells quilting cottons, flannels and batiks plus patterns, quilting supplies, notions, kits, gifts, finished quilts and yarn, and offers classes.

Idaho Springs

Dancing Sky Quilting

201 Fall River Road, Idaho Springs, CO 80452

303-895-6066

Email: kkfellbaum@gmail.com

Contact: Kathryn Koch-Fellbaum

Kathryn provides hand-guided long-arm edge-to-edge and custom quilting with quick turnaround. Mail orders are accepted and Kathryn will arrange pick up and drop off.

Lafayette

Studio Bernina

2850 Arapahoe Road, Suite 100

Lafayette, CO 80026

303-447-0852

10 a.m.-5 p.m. Monday, Friday, Saturday

10 a.m.-6 p.m. Tuesday-Thursday

Web: studiobernina.com

Contact: Vanessa

This shop carries a full line of Bernina sewing machines and sponsors a professional sewing school. Same-day service is available by appointment.

Littleton

Designs by Deb

5624 S. Datura Street, Littleton, CO 80120

303-794-3626

Call for appointment.

Email: designsbydeb.co@gmail.com

Web: debrageissler.com

Contact: Deb Geissler

Deb offers computerized long-arm quilting with quick turnaround for edge-to-edge at affordable prices.

Littleton

The Creative Needle

6905 S. Broadway, #113, Littleton, CO 80122

303-794-7312

9:30 a.m.-5 p.m. Monday, Tuesday, & Thursday-Saturday

9:30 a.m.-8 p.m. Wednesday

Noon-4 p.m. most Sundays

Email: needle@thecreativeneedle.com

Web: thecreativeneedle.com

Contact: Marge Serck

The Creative Needle offers classes, fabric, quilting and cross-stitch supplies, thread, kits, heirloom fabrics and lace, smocking plates and pleaters, and custom quilting. The shop provides authorized sales and service for Elna, Janome, Necchi and Juki sewing machines.

Longmont

AQS Certified Quilt Appraiser

Jeananne Wright

1152 E. 4th Ave., Longmont, CO 80504

303-772-7684

Email: oldquilts@comcast.net

Jeananne offers quilt appraisals and "Have Quilts, Will Travel" lectures and programs.

Maggie's Sewing & Vacuum

1450 N. Main Street, Unit B

Longmont, CO 80501

303-651-7752

9:30 a.m.-5 p.m. Tuesday-Friday

10 a.m.-3 p.m. Saturday

Email: maggies.sewvac@gmail.com

Maggie's sells Baby Lock sewing machines and sergers, table and long-arm machines; services all machine makes; and sells embroidery designs, software, notions and thread.

The Presser Foot

2430 N. Main Street, Longmont, CO 80501

303-485-6681

10 a.m.-5 p.m. Monday-Wednesday, Friday,

Saturday; 10 a.m.-6 p.m. Thursday

Email: bernina@thepresserfoot.com

Web: thepresserfoot.com

The Presser Foot sells Bernina sewing machines and accessories and services all brands of machines. The shop offers specialty classes and carries a variety of thread.

Loveland

Quilter's Dream

281 E. 29th Street, Suite G, Loveland, CO 80539

970-461-8373

Email: quiltsaplenty@hotmail.com

Web: LovelandsQuiltersDream.com

Contact: Jackie Galbraith

Lyons

Lyons Quilting

P.O. Box 1491, Lyons, CO 80540

9:30 a.m.-6:30 p.m. Monday-Saturday

1-5 p.m. Sunday

Web: lyonsquilting.com

Continued on page 18

Monte Vista

Shades, Quilts & Etc.

129 Adams Street, Monte Vista, CO 81144
719-852-2179

9:30 a.m.-5 p.m. Monday-Friday

9:30 a.m.-3 p.m. Saturday

Contact: Marilyn Davey

Web: shadesquiltsandetc.com

This Janome dealer carries fabric, books and quilting supplies, and offers classes.

Montrose

Ladybugz Quilt Company

330 S. 8th Street, Montrose, CO 81401
970-249-1600

9:30 a.m.-5 p.m. Monday-Thursday

9:30 a.m.-4 p.m. Friday; 10 a.m.-4 p.m. Saturday

Email: info@ladybugzquilt.com

Web: <https://www.ladybugzquilt.com>

Ladybugz offers quilt fabric, notions, classes and long-arm rental.

Monument

Dash of Thread Quilt Studio

Monument, Colorado

719-482-5392

Email: info@dashofthread.com

Web: dashofthread.com

This computerized long-arm quilting service promises fast turnaround, personalized service, attention to detail and mailing service.

Sew in Tune

252 Front Street, Monument, CO 80132

719-203-5642

10 a.m.-2 p.m. Monday

10 a.m.-5 p.m. Tuesday-Friday

10 a.m.-2 p.m. Saturday

Other times by appointment

Facebook: Sew-In-Tune

Instagram: sewintuneservicing

Web: sewintuneservicing.com

Sew in Tune services and repairs sewing machines. The shop offers fabric, notions, sewing machines and classes.

Parker

Richard Elliott Service

8264 Lakeshore Drive, Parker, CO 80134
303-841-6432

Email: rcelliott@q.com

Richard will travel from Fort Collins to Pueblo to provide onsite service for all brands of long-arm machines. He can upgrade older machines with stitch regulation and robotics.

Pueblo

First Stitches Pueblo

805 Eagleridge Blvd., #140, Pueblo, CO 81008
719-225-8142

9:30 a.m.-5:30 p.m. Monday-Friday

9:30 a.m.-4 p.m. Saturday

Email: kim@firststitches.com

Web: firststitchespueblo.com

Contact: Kimberly Smith

First Stitches provides authorized sales and service for Baby Lock and Brother sewing machines and AccuQuilt GO! cutters. It offers fabric, machine embroidery supplies, notions and classes.

Stitcher's Garden

308 S. Union Ave., Pueblo, CO 81003

719-545-3320

FAX: 719-545-3307

10 a.m.-5 p.m. Tuesday-Friday

10 a.m.-4 p.m. Saturday

Email: stitchers_garden@yahoo.com

Contact: Sandy Strickland

Stitcher's Garden carries fabric, books, thread, notions, patterns and yarn, and offers classes.

South Fork

Rio River Retreat

South Fork, Colorado; 806-290-2456

Facebook:

Colorado/Quilt/Craft/Scrapbook Retreat

Web: Rioriverretreat.com

This log cabin on the Rio Grande River offers full-service and self-service retreats and provides tables, ironing supplies and a cutting station. Individuals can join a scheduled retreat; groups can schedule their own retreats.

Superior

Colorado Creations Quilting

2812 Flint Court, Superior, CO 80027

Email:

info@coloradocreationsquilting.com

Web: coloradocreationsquilting.com

Contact: Jackie Vujcich

Jackie lectures and teaches quilt classes and workshops. Her online shop specializes in nature-themed cotton and batik fabrics and features her pictorial and patchwork patterns and offers kits and gift items.

Thornton

Above & Beyond Sewing & Vacuum

3987 E. 120th Ave., Thornton, CO 80241
303-317-2004

Email: kate@aboveandbeyondsewing.com

Web: aboveandbeyondsewing.com

Contact: Kate

Thornton

Calico Creek Quilting

720-988-1080 or 303-457-2006

Call for appointments and consultations.

Contact: Lucille Rypinski

Lucille provides hand-guided long-arm quilting, including custom and quick turnaround edge-to-edge quilting.

Dawna's Design Threads

4061 E. 133rd Place, Thornton, CO 80241

720-323-4338

Email: dawnasdesignthreads@gmail.com

Web: dawnasdesignthreads.com

Wheat Ridge

The Craft Box LLC

6191 W. 44th Ave.

Wheat Ridge, CO 80033

303-279-1069

10 a.m.-5 p.m. Monday-Friday

10 a.m.-4 p.m. Saturday

Email: craftboxcolorado@gmail.com

Web: craftboxcolorado.com

The Craft Box connects and creates community through thrifty crafting.

Sandy, Utah

Rocky Mountain Sewing and Fabric

8740 S. 700 E. Sandy, UT 84070

801-566-3812

Web: rmequilters.com

Contact: Lisa Rogers

This Gammill dealer for Colorado, Utah and Nebraska sells thread, batting on the roll, and 90-inch wide Minky and sateen backing.

Laramie, Wyoming

Quilt Essentials

314 S. 2nd Street, Laramie, WY 82070

307-742-6156

10 a.m.-5:30 p.m. Monday-Saturday

Facebook: [facebook.com/QuiltEssentials](https://www.facebook.com/QuiltEssentials)

Web: quiltessentialslaramie.com

Contact: Kara Enyeart

Quilt Essentials carries a variety of fabrics specializing in reproduction, batik and juvenile patterns plus cuddle, Winky and flannel. The shop sponsors classes and clubs for adults and youth, exhibits, and events.

Snowy River Quilts

411 S. 21st St., Laramie, WY 82070

Web: snowyriverquilts.com

Email: snowy@wyoming.com ; 307-721-3160

10 a.m.-5 p.m. Monday-Saturday

Snowy River has fabrics for those who love fabrics.

CQC July Board Meeting Minutes

Submitted by CQC Recording Secretary Betty Andrews

President Laural Hoppes called the meeting to order at 6:01 p.m. via Zoom. Nineteen members were present: Laural Hoppes, Mary Rush, Betty Andrews, Pat Cleaveland, Dana Jones, Dawn Mills, Katie Melich, Carol Cook, Kay Hefner, Lucille Rypinski, Jean Ruger, Sue Keck, Glenda Brown, Sue Halpern, Margaret Arnot, Christine Jacques, Barbara Lee, Joyce Alden-Schuyler and Betsy Stewart.

Treasurer Mary Rush: The proposed 2020 budget has been revised because of reduced revenue. It shows a loss of \$6,940 for the year. Committee budgets, except for the Competition Committee, have been cut to what has been spent. Competition has budget for judging at six venues. Money remains for programs, the newsletter and necessary corporate expenses. All spending must be approved by Mary Rush and/or Laural Hoppes before purchases are made.

The balance of accounts as of June 30, 2020: General account, \$3,314.12; Raffle account, \$4,854.18; and Shirley Sanden, \$3,953.94 for total operating funds of \$12,122.24. CD, \$10,945.44, and Quilt-a-Fair, \$16,302.74 for a total of \$39,370.42.

Recording Secretary Betty Andrews: Christine Jacques moved approval of the June 2020 board meeting minutes. Mary Rush seconded; all present approved.

1st Vice President for Membership Pat Cleaveland: There are 479 members. There is potential for 522 members with the pending memberships of Quilt-a-Fair vendors.

2nd Vice President for Programs Dana Jones: The following programs will be offered via Zoom: Ricky Tims will speak Saturday, July 25; Cheryl Phillips will teach a workshop Saturdays, August 1 and 8; Teri Lucas will speak Saturday, August 22 and teach Sundays, August 23 and 30 and September 6; and Cindy Grisdela will speak October 24 and teach October 25. Sarah Elizabeth Sharp will not speak or teach in December. Dana will schedule a new speaker for December.

Dana asked what those present thought about the cost of Zoom workshops versus

in-person workshops. Those who have participated in the Zoom workshops see advantages to them. All present voted to maintain the \$55 in-person workshop charge for Zoom workshops.

Laural Hoppes presented revisions to Bylaws 5 and 6. They were unanimously approved.

Laural Hoppes presented a recommendation to increase the basic membership fee from \$25 to \$30 or \$35. Discussion ensued. Mary Rush moved to increase the basic membership fee to \$30 per year, Dana Jones seconded, and the board approved the increase in a 17-1 vote. The proposal will be taken to the July 25 general meeting for consideration by the general membership.

Laural Hoppes initiated discussion of increasing the additional cost of membership to those requesting a mailed newsletter. Pat Cleaveland explained the current additional cost of \$10 per person does not cover the cost of printing and mailing the 11 issues a year. That cost is approximately \$25 per person. Two hundred copies must be mailed for the bulk-mail rate. Currently 172 members have paid for the mailed newsletter. Pat moved to increase the additional cost of membership with a mailed newsletter to \$15 a year, Christine Jacques seconded, and board members unanimously approved the increase.

Quilt-a-Fair Chair Dawn Mills: Dawn has updated the entry form for the Quilt-a-Fair quilt show to reflect the change to a virtual show. She is working with new Quilt-a-Fair Committee member Jamie Tabaka to finalize the vendor participation form, which will be mailed soon. Vendors will be invited to showcase their products and present demos during the online event Friday and Saturday, September 25 and 26. Demos will be 30-40 minutes. Jamie Tabaka is working on the event's website page. The committee will next meet at 10 a.m. Saturday, August 1 via Zoom.

Dawn Mills reported she and Laural Hoppes have finished organizing one of

two storage units rented by CQC toward consolidating the units into one to reduce costs.

Newsletter Editor/Designer, open position: Interim editor/designer Dana Jones needs copy for the August issue by July 15.

Fall Retreat, Betty Andrews: Fall retreat will be offered virtually on the scheduled weekend, Friday-Sunday, October 9-11. Dana Jones, who was to teach at the fall retreat, will do so via Zoom.

Raffle Quilt, Kay Hefner: Raffle-ticket returns increased during June with 480 tickets sold, bringing total sales to 3,485 through the end of June. Proceeds for June were \$407. The increase comes after the board decided to contact every member who had not yet returned tickets.

Carol Cook, Library: Carol has set up ways for members to receive and return books while there are no in-person meetings.

Gift and Grants, JaNelle Erickson: The Gifts and Grants Committee has contacted applicants to tell them no grants or gifts will be given out this year because of the budget. Applicants have been told they will be considered when we are again.

Project Warm Hearts, Betsy Stewart: Betsy is working with her committee to set up ways for finished quilts to be distributed. Betsy is working on a system to get blocks to piecers and tops to quilters.

Heritage, Sue Halpern: Sue will receive materials from archives and storage unit.

Past President Dawn Mills: CQC materials including Show-and-Tell photos and forms and archive notebooks Dawn created during the 40th anniversary celebration are now in the storage unit. She organized records on Quilt-a-Fair, the Capitol Quilt Show and Quilt Colorado, and created a book of historical information.

New Business

Christine Jacques, Sue Halpern and Joyce Alden-Schuyler suggested looking into grants and sponsors to help support CQC during these tight financial times.

Laural Hoppes adjourned the meeting at 8:17 p.m.



If you haven't yet liked CQC's Facebook page, why wait? Do it now!
<https://www.facebook.com/QuiltColorado/>



AmazonSmile.com is a website operated by Amazon with the same products, prices and shopping features as Amazon.com. The difference is when you shop on AmazonSmile, the AmazonSmile Foundation donates .5 percent of the purchase price of eligible products to the charitable organization of your choice. Every item available for purchase on amazon.com is available on AmazonSmile at the same price. Designate your purchase for Colorado Quilting Council.

Colorado Quilting Council's Board of Directors has canceled in-person meetings and events through the end of 2020. The board is monitoring the COVID-19 situation and will cancel future meetings if advised by health and government officials to do so. Our first priority is the health and well being of every member.

Please check the council's website for the latest information.

www.coloradoquiltingcouncil.com