

# Colorado Threads

## Newsletter of The Colorado Quilting Council

April  
2020

Vol. 42 • No. 4

### Inside This Issue


Show and Tell	1
President's Message	2
Quilting in Place	3
Meeting Schedule	4
Workshops	5
Shop Hop	6
Spring Retreat	7
QAF Quilt Show	8
QAF Information	9
Mystery Quilt	10
Warm Hearts	13
CQC 2020 Budget	14
Business Directory	15
Book Review	19

## March, April Meetings and Workshops Cancelled

Colorado Quilting Council's leadership team, following advice from Gov. Jared Polis and medical authorities, have cancelled the CQC March and April general meetings and workshops. The health of our members, their families and friends comes first. As leaders discussed this decision, they found hope in their shared passion for quilting. Who among us doesn't sometimes wish for more time to quilt without other commitments? It is better when scheduling of such time is planned, not forced. The CQC board will meet as scheduled at 6 p.m. Tuesday, April 14 via computer.

In this issue of the CQC's *Colorado Threads*, we offer ideas on how CQC members can make the most of the time at home while staying connected. There are the many ongoing CQC opportunities you can embrace:

- Sell tickets for this year's "Colorado Peaks and Valleys" raffle quilt via phone and email to friends and family. See page 6.
- Submit nominations for CQC's Outreach Award and the 2020 Hall of Fame. Since each nomination requires multiple nominations to be considered, this provides an opportunity for you to touch base with friends who will nominate the same folks. See page 6.
- Continue to participate in CQC's Shop Hop online and by phone. See page 6.
- Bake snacks for a future CQC meeting and store them in the freezer. See page 6.
- Begin or continue work on your quilt for this year's Quilt-a-Fair show. See page 8.
- If you don't have an idea for a pattern to make for the Quilt-a-Fair Quilt Show, don't worry. Check out the 2020 mystery quilt by Carol Cook. See pages 10-12.
- How many Project Warm Hearts blocks can you make in the next six-eight weeks? The CQC board challenges you to make as many as



Sneak preview of a detail of an entry for next month's Show and Tell.

### Virtual Show and Tell

This issue of *Colorado Threads* is not as colorful as usual since the need to cancel our March meeting means there are no Show and Tell photos. You can help change that for the next issue. Send photos of your Show and Tell quilts to [cqceditor@gmail.com](mailto:cqceditor@gmail.com) by April 15. Include your name and the name of your quilt.

Please send photos of finished quilts only. You can plan to bring them in person also once we are able to resume monthly meetings.

- you can, then let us know how many you've made and send us photos of them. We'll post your photos on CQC's Facebook page and will give an award to the person who finishes the most by the end of April. See page 13.
- Make a small quilt — think table runner, wall hanging, bag, etc. — that you can donate to the folks who coordinate the Shirley Sanden Scholarship fund so they can raffle it at a future CQC meeting. If you've received a scholarship, this is a chance to pay it forward.
  - Make a small quilt-related item that can be given away as a door prize at a CQC meeting.



# Making Quilting Memories

By Laural Hoppes, Colorado Quilting Council President  
[quiltinglaural@comcast.net](mailto:quiltinglaural@comcast.net)



Rachel Wallis spoke on “Storytelling and Quilts” at CQC’s February meeting in Boulder. “Quilts tell family stories of births, weddings, deaths, women’s issues and history,” Rachel said.

She explained how during the Civil War, women made quilts to sell to raise money for the soldiers. They embroidered messages into quilts before sending them to the men on the lines. When soldiers died, the quilts were often claimed by other soldiers who used them to keep warm. Those that were brought home were in tatters.

Rachel discussed the Ohio Star block that dates to the 1800s in Oberlin, Ohio, and intertwines with the history of abolitionist John Brown’s raid on Harpers Ferry. Brown recruited Lewis Sheridan Leary for that effort. Leary was killed shortly after the raid. Leary’s wife, Mary Patterson Leary, learned of her husband’s death when a shawl he’d worn was returned to her riddled with bullet holes. Following his death, she began piecing Ohio Star quilt blocks, recognized as honoring those who fought and died to end slavery.

Rachel shared additional stories of Lucinda Ward Honstain’s 1867 Reconciliation Quilt, Esther Nisenthal Kinitz’s embroidered fabric collages remembering

her family’s Holocaust experience, the making of feedsack quilts during the Great Depression, Kathryn Clark’s foreclosure quilts, Fran Sharp’s climate change quilt, and two of her own projects: “Unraveling Empire,” a quilt that maps the intersections of the textile industry and the global slave trade of the 18th and 19th centuries, and “Inheritance: Quilting Across Prison Walls.”

Some of us have found quilts in attics that impart stories of past events, and we make quilts to remind us of times of pain and happiness. My family tends to tuck our quilts away to keep them “pristine,” ready to speak to the future. I wonder what will happen to my quilts and those I’ve inherited. Will my son and daughter keep them? Will my grandchildren remember me through my quilts? Will they be passed on to the next generation?

Thinking about our 2020 CQC theme — Quilting Into the Roaring ‘20s — I realized I know about family members who lived in the 1920s because they shared their stories through quilts. I have three quilts from my great-grandmother, who lived in Lucerne, Colorado. My uncle told me she had a closet full of quilts. When her grandchildren came for the summer, she let them pick the quilts they wanted

for their stay. I’ve often wondered if the three I have were ones my mother chose.

I also learned from my uncle that my great-aunt Birdie, who lived in Greeley, quilted my doll quilt. My uncle said she made it in about 1950 for my double-decker doll bed. It’s worn — well loved for years — but when I see it in my closet, I remember Birdie and smile.

I used to play in the attic of the house at the family farm. I remember finding Birdie’s cedar chest filled with wigs, dresses and, if I remember right, shoes from the 1920s. I played dress up and danced the Charleston.

CQC is roaring into 2020 with our Colorado Shop Hop. Have you started to visit new shops? I’ve visited two. At one, I found not only lots of fabric but also discovered that a friend I hadn’t seen in six years works there. What a wonderful way to reconnect!

During this time when we need to stay home to keep ourselves and others healthy, our quilt shops need our support. Most can take orders online and/or over the phone. Some have set times when you can drive up to pick up orders. See page 6 of this newsletter for how you can get CQC shop-hop credit for this type of quilt-shop visits.

**The Colorado Quilting Council, Inc. (CQC)** is a statewide organization of people interested in preserving the heritage of quilting, promoting excellence in quilting and related arts, and in providing a source of information and inspiration. Membership dues are \$25/year with the newsletter online and \$35 with the newsletter mailed. Membership is for a 12-month year. Membership pins can be replaced for \$25. The guest fee at general meetings is \$10.

*Colorado Threads*, the official publication of CQC, is published and mailed 11 times a year. The council reserves the right to select articles and advertising that reflect the purposes of the council. Articles, photos and advertisements need to be submitted to the editor at [cqceditor@gmail.com](mailto:cqceditor@gmail.com)

by the 15th of the preceding month. Advertising in the newsletter is only available to members of CQC. The Business Directory is \$60/year. Monthly ad prices are: Full page \$100, half page (horizontal) \$50, quarter page (vertical) \$35 and one-eighth page (horizontal) \$25. Request ads from and send fees to Pat Cleaveland/Advertising, Colorado Quilting Council, P.O. Box 295, Wheat Ridge, CO 80034-0295. Email copy and photos to the newsletter editor at [cqceditor@gmail.com](mailto:cqceditor@gmail.com).

Send address changes to: Membership Chair, Colorado Quilting Council, Inc., P.O. Box 295, Wheat Ridge, CO 80034. For information on CQC: [coloradoquiltingcouncil.com](http://coloradoquiltingcouncil.com).

# Quilting in Place During COVID-19

Here's how your CQC officers are navigating this time of social distancing.

**President Laural Hoppes:** I have two embroidery projects I work on when I watch TV at night. I'm also binding a door prize for a future CQC meeting. I decided to finish a couple of UFOs. One's a table runner; the other is PJs for my husband. Next I'll tackle finishing a quilt top. I finished the blocks in November but haven't found the right way to put them together. There are hundreds of "Y" seams so it will take awhile. Since I don't have the grandkids, I will lay the blocks out on the basement floor to make the decisions.

**1st Vice President for Membership Pat Cleaveland:** We often wish for time to quilt. My mother used to tell me to be careful what I wished for. I'm determined to finish a quilt I started last fall when I stayed with my grandsons and their menagerie for 10 days. When I sit down to put a block together, I remember that time with three teens, five 6-week-old puppies and their parents, a friendly but untrustworthy parrot, a cat, two parakeets, and a large lizard. The quilt has thousands of scrappy pieces with no fast or easy way to assemble the blocks — an appropriate design for a time of uncertainty. I hope all CQC members have a memorable project for our shelter-at-home time.

**2nd Vice President for Programs Dana Jones:** COVID-19 arrived as I had two more sessions of Quilting 101 to teach so I've spent the last few weeks preparing

materials to send to class members to finish the class online. That included drive-by shopping at several of our wonderful Colorado quilt shops. I have three quilts to bind and fabric to screen print.


**Recording Secretary Betty Andrews:** We are going a little crazy here at the hospital because everyone who can be spared is going around with buckets of bleach solution disinfecting any surface that can be reached. Beyond work, I have cut out a quilt for the Quilt-a-Fair quilt show but all my other sewing has been face masks.

**Treasurer Mary Rush:** I always laugh when people ask me what I am working on. I stay so busy with CQC duties and other social things, I really don't have time to sew. Guess what the Corona virus has done for me? I may actually finish something. Kidding aside, please take care of yourselves and each other. I'll be really glad to see all of you again in the not too distant future.

**Past President Dawn Mills:** I am varying my activities: reading, resting, praying, watching the news, trying new recipes, watching movies (mostly comedies) and checking in on friends. I have reassessed my UFOs to see where I am and what I need to work on next. I have some piecing— hand and machine — some blocks to construct, a binding or two, and work on a 120"x120" Hawai'ian quilt my mom was working on. If I spend an hour a day on it, I might make some serious progress while social distancing.

## An Idea to Brighten Your Day

Canadian quilting sisters have an idea to share. The Victoria Quilt Guild spent a year planning for International Quilt Day March 21. When those plans were eclipsed by COVID-19, the guild didn't fully abandon the celebration. The 300 members hung quilts outside their homes and businesses and in windows to show passersby a bit of beauty and warmth.



## 10 Ways To Ease Anxiety

No. 1: Coloring relieves stress. Googling quilt-related coloring books turns up many choices, and several of the quilt magazines include coloring pages.

No. 2: Reading or listening to books can take you away from daily stress. Try a quilt-themed novel, especially one by Coloradan Sandra Dallas. If you haven't read *The Patchwork Bride*, now is a good time to check it out. If nonfiction is more your cup of tea, and you haven't read *The Quilt That Walked to Golden*, go for it.

No. 3: Breaking out some handwork can relax you. Think embroidery, English paper piecing and Hawai'ian appliqué as just a few possibilities.

No. 4: Exercise is a good counter to anxiety so go for exercises that will relieve the aches and pains associated with quilting. For a starting point, check out these suggestions from the American Quilters Society: <http://www.aqsblog.com/ten-exercises-for-quilters>.

No. 5: Music can soothe the soul or get you dancing. Check out this fun song from Cathy Miller, the Singing Quilter: <https://www.youtube.com/watch?v=M0QjV8K4vQM>

No. 6: Playing a game or doing a jigsaw puzzle is a past time that can take your mind off our current situation for awhile. If you're social distancing with others in your household, try a game of Quiltopoly. If you're on your own, try one of the many quilt-themed jigsaw puzzles.

No. 7: Pour yourself a cup of herbal tea and curl up under a quilt as you read one or more quilt magazines.

No. 8: Journaling or sketching can help you process ideas that may be keeping you awake at night. You never know. Something you write or draw could inspire your next quilt design or palette.

No. 9: Sort through a box, drawer or bin of fabric, remembering when you acquired each piece and thinking about how you might use it or donate it.

No. 10: Pull out a UFO that you now have time to work on. Don't stress if you don't finish it. Celebrate whatever progress you make.

Month	LOCATION	SPEAKER	LECTURE	WORKSHOP
March	Cancelled	Anita Grossman Soloman <a href="http://makeitsimpler.com">makeitsimpler.com</a>	Cancelled	Cancelled
April	Cancelled	Cynthia England <a href="http://englanddesign.com">englanddesign.com</a>	Cancelled	Cancelled
May	Beth-El Mennonite Church 4625 Ranch Drive Colorado Springs 719-636-2716	Beth Ferrier <a href="http://applewd.com">applewd.com</a>	May 16 Will You Make Me a Quilt?	May 17 Glam-plique: Hand Appliqué by Machine: Laurel Wreath
June	Grace Community Church 16731 Woodgate Road Montrose	Rita Meyerhoff <a href="http://heavensquilts.com">heavensquilts.com</a>	June 27 For Love of Crazy Quilts	June 28 Crazy Quilt Basics
July	Aurora Public Schools PLCC 15771 E. 1st Avenue, Aurora 303-344-8060	Marti Michell <a href="http://frommarti.com">frommarti.com</a>	July 25 The Accidental Quilter	July 26 Mariner's Compass
August	United Methodist Church 736 Oak Street Steamboat Springs 970-879-1290	Teri Lucas <a href="http://terificreations.com">terificreations.com</a>	August 22 The Impractical Color Wheel	August 23 Having Fun with Color in the Most Impractical Way
September	Boulder County Fairgrounds 9595 Nelson Road, Longmont 720-864-6460	Quilt-A-Fair	September 25 and 26	
October	Community Recreation Center 6842 Wadsworth Blvd., Arvada 303-425-9583	Cindy Grisdela <a href="http://cindygrisdela.com">cindygrisdela.com</a>	October 24 Anatomy of Improv	October 25 Focus on the Improv Block
November/ December	Aurora Public Schools PLCC 15771 E. 1st Avenue, Aurora 303-344-8060	Sarah Elizabeth Sharp <a href="http://nohatsinthehouse.com">nohatsinthehouse.com</a>	December 5 Adventures in Paper Piecing	December 6 Plant Lady: Foundation Paper Piecing 101

## Abbreviated CQC March Board Meeting Minutes Submitted by CQC Secretary Betty Andrews

Clements Community Center, Lakewood  
March 10, 2020

**President Laural Hoppes** called the meeting to order at 6 p.m. Thirteen members were present. President Laural Hoppes: The newsletter position cannot be appointed by the president. There will be an announcement in the April newsletter asking for people to apply.

**1st Vice President for Membership Pat Cleaveland:** The roster is at the printer and will hopefully be ready by the March meeting. There will be 213 copies of the

March newsletter mailed to members plus an extra 25 copies printed. The membership was purged March 2. There are 503 members. Pat dropped businesses that had not renewed in two years.

**1st Vice President for Programs 2020 Dana Jones** reported on workshop attendance and locations for future workshops.

**Recording Secretary Betty Andrews:** Minutes of the last meeting were approved.

**Treasurer Mary Rush:** The treasurer's report was submitted and accepted. Total assets \$48,156.50.

**Past President Dawn Mills:** The council needs a communication committee to coordinate the best way to send out information.

Committee reports were submitted to the board for review.

**New Business:** The board discussed how to deal with the COVID-19 virus. The board agreed to ask membership to approve that \$5,000 be committed to reserves in the 2020 budget. Work continued on bylaw updates.

The meeting was adjourned at 7:55 p.m.



## Register Now for CQC Workshops

### Glam-pliqué: Hand Appliqué by Machine: Laurel Wreath with Beth Ferrier

9 a.m.-3:30 p.m. Sunday, May 17

High Country Quilts • 4727 N. Academy Blvd., Colorado Springs

Beth Ferrier will teach you to imitate the look of hand appliqué with your sewing machine. Her technique will take you from novice to appliqué goddess in one class. A \$5 kit, purchased from Beth in the workshop, will include templates pre-printed on Wash Away Appliqué Sheets, a glue stick and a “magic wand.” The supply list will include directions for making an optional pieced background for your appliqué before the workshop.



### Crazy Quilt Basics with Rita Meyerhoff

9 a.m.-3:30 p.m. Sunday, June 28

Delta-Montrose Electric Association Community Room

Rita will teach you to use one-of-a-kind items to create a wonderful themed Crazy Quilt block. You'll use handwork such as embroidery, couching and other creative stitching to create a one-of-a-kind treasure. Plan to bring buttons, lace and trims that will result in a block that reflects your unique style on a theme that has meaning to you.

## Register for CQC Workshops

Register at any time for any and all of the 2020 Colorado Quilting Council workshops. Complete this registration form or see the CQC website — [www.coloradoquiltingcouncil.com](http://www.coloradoquiltingcouncil.com) — for a registration form. Information on workshops that are coming soon is listed above and also can be found on the website. Check the workshop(s) for which you are registering in the list below.

- ☐ Glam-pliqué: Hand Appliqué by Machine: Laurel Wreath  
Beth Ferrier  
Sunday, May 17  
High Country Quilts, Colorado Springs
- ☐ Crazy Quilt Basics, Rita Meyerhoff  
Sunday, June 28  
Delta-Montrose Electric Association Community Room  
Montrose
- ☐ Mariner's Compass, Marti Michell  
Sunday, July 26; Parker, Colorado
- ☐ Having Fun with Color in the Most Impractical Way  
Teri Lucas  
Sunday, August 23  
Bud Werner Memorial Library, Steamboat Springs
- ☐ Focus on the Improv Block, Cindy Grisdela  
Sunday, October 25; Greater Denver area
- ☐ Plant Lady: Foundation Paper Piecing 101  
Sarah Elizabeth Sharp  
Sunday, December 6; Greater Denver area

Name
Street Address
City, State, Zip
Phone
Email Address

**To register,** check the workshop(s) you are registering for at left, then mail this form and a check payable to CQC for \$55/workshop (non-members \$80 for first workshop and \$55 each for additional workshops) to:

Dana Jones  
P.O. Box 189  
Rollinsville, CO 80474

Email questions to Dana Jones at [danaellenjones@gmail.com](mailto:danaellenjones@gmail.com).

**Refund policy:** If written notification of cancellation is received 30 days in advance, a full refund minus a \$3 handling fee will be returned to you. If less than 30 days in advance, a refund, minus the \$3 handling fee, will be given only if the workshop space can be filled from the waiting list. If the workshop is cancelled by CQC, you will be notified as soon as possible, and a full refund will be given.

## Find Opportunities Through Your Colorado Quilting Council

Colorado Quilting Council offers an array of opportunities to enhance your quilting experiences, knowledge and fun. Check out what's happening then plan to participate in activities of interest to you.

### Shop Hop in the Time of COVID-19

We want to continue to support our Colorado quilt shops in these tough times for small businesses. When you shop online or over the phone with Colorado shops in March and April, save your receipts to show you were there virtually or for a quick curbside pickup. If it's the first time this year that you've patronized the shops, we'll give you credit for them. Keep the receipts with your shop-hop form; feel free to scratch out information other than the shop name and date. Plan to show them to us when you turn in your form in the fall.

### Seeking Nominations for CQC Outreach Award

Nominations are being accepted for the Colorado Quilting Council Outreach Award from now through May 31. The award recognizes individuals and organizations that have made significant contributions to quilters or quilting. Contributions can be educational, historical, creative and cultural. Recipients don't have to be members of CQC and don't have to be residents of Colorado.

Nominations should be made by CQC members. Each nomination should be signed by three CQC members. To submit nominations by mail, send to:

Jackie Anderson  
Outreach Award Chairperson/CQC  
P.O. Box 295  
Wheat Ridge, CO 80034-0295

To submit nominations by email, send to [jdaquilter@hotmail.com](mailto:jdaquilter@hotmail.com) and type "CQC Outreach Nomination" in the subject line.

### 2020 Raffle Quilt: "Colorado Peaks and Valleys"

If you haven't picked up your 2020 raffle tickets, plan to do so at the next CQC general meeting or contact Kay Hefner to have them mailed.

"Colorado Peaks and Valleys" was made by more than 15 CQC members in a range of purple and green fabrics using a pattern designed by Pat Syta and Mimi Hollenbaugh of Bound to Be Quilting in Parker. The pattern for the 88" x 88" quilt is sold as the Runaway Block of the Month pattern. Rita Meyerhoff of Arvada did the quilting.

To get a close-up look at this exquisite quilt, plan to attend a CQC general meeting where it will be displayed. The quilt will also be displayed at several quilt shows and shops during the year. You can see it at the Quilt, Craft & Sewing Festival (Rusty Barn show) in Denver Thursday-Saturday, June 25-27.

Proceeds from raffle-ticket sales support CQC programming, which includes monthly speakers and workshops that feature nationally known quilting experts from across the country and occasionally beyond. For raffle tickets and information, contact Kay Hefner: 303-986-4560 or [khefner@comcast.net](mailto:khefner@comcast.net).

### Call for Nominations for 2020 Hall of Fame

Nominations are being accepted for the 2020 Hall of Fame from now through May 1. Those nominated must be members of Colorado Quilting Council who give time and expertise in the furtherance of quilting in Colorado, including work within and beyond CQC. Three letters of recommendation are required for a member to be considered for this award.

To submit a nomination, send it to:  
Jean Ruger, Hall of Fame Chairperson  
13216 W. Utah Circle  
Lakewood, CO 80228

Nomination letters should address these criteria:

- The role the nominee has/does play with CQC, including such things as serving as an officer, committee chairperson, committee member, and volunteer at CQC meetings and events.
- Involvement in furthering quilting in Colorado.
- Accomplishments in quilting.

Nominations should be submitted no later than May 1, 2020. New Hall of Fame members will be inducted at the July meeting. For information, contact Jean Ruger at [jruger@hotmail.com](mailto:jruger@hotmail.com) or 303-989-2232.

**Snacks:** We are asking Colorado Quilting Council members to bring snacks — enough for eight people — to some general meetings this year. Please help out on your assigned month or the next meeting you attend after that by the first letter of your last name as follows: July, Parker: M-P; October, Arvada: Q-U; November, Aurora: V-Z. If your name begins with E-L, any meeting will do.

# Your Questions on CQC Rosters and Newsletters Answered

CQC's 2020 membership rosters are now available for pick up at general meetings. The council doesn't mail them because of the cost to do so but if you cannot get to a meeting, ask a friend to pick one up for you or let Pat Cleaveland know, and she'll get one to you. The roster is a handy reference guide to CQC members and bylaws. Only members whose dues were current March 1 are included in the roster.

From time to time, members report they haven't received the CQC newsletter. Here are the most common reasons:

- Newsletters are mailed bulk mail to save shipping costs. The Post Office does not forward bulk mail to new or temporary addresses. If you will be gone for even a month, let Pat know by the 25<sup>th</sup> of the month before the next issue, and she will save a copy for you. If you don't change your address with Pat before the mailing list is sent to the printer each month, the Post Office will return the newsletter postage due. This costs CQC

from \$1.20 to \$1.50 for each issue in addition to the original printing and mailing costs. By the time the Post Office returns the newsletter to CQC, it may be too late to catch the next month's issue.

- If you are moving, the Post Office will not forward your bulk mailed newsletter even if you have completed their form with your new address. Please notify Pat of your new or changed address by the 25<sup>th</sup> of the month to receive the next issue.
- The Post Office has up to three weeks to deliver bulk mail. If they are busy or short on carriers, the newsletter may not come before the meeting. This happened in January when many members received their newsletters after the monthly meeting.
- Sometimes the Post Office returns a newsletter to CQC with a notice that the address does not exist. Often the address hasn't changed. A temporary or

new carrier may make this error. There's not much CQC can do about this.

- CQC wants you to get your newsletter in the format you requested. To deal with some of these issues, an email goes out the week before the meeting just in case you didn't get the newsletter in a timely fashion. CQC orders about 25 extra copies from the printer each month for new members and to replace missing or late newsletters. These can be picked up at the general meetings while the supply lasts.
- Current and past issues of the newsletter are on the website at [colorado-quiltingcouncil.com](http://colorado-quiltingcouncil.com). New issues are posted by the 10<sup>th</sup> of the month. If you do not have computer access, ask a family member or friend to go to the website and download the newsletter until the problem is resolved.

For membership questions, contact Pat Cleaveland, vice president for membership: 303-642-3338 or [patcleaveland@msn.com](mailto:patcleaveland@msn.com).

## Have Sewing Machine, Make Face Masks: How to Get It Right

You've likely seen calls for people to sew face masks for those needing them during the COVID-19 health crisis. CQC thanks our February speaker Rachel Wallis for ideas on best practices. Before you begin sewing, know where you will send the masks to ensure you make what that facility wants to avoid deluging overburdened health-care workers with donations they can't use. It appears medical centers will use homemade masks for patients and non-COVID-19 procedures to stretch the supply of the professional personal pro-



tection equipment needed by medical workers. A few of many pattern sources:

- For a mask designed by Jessica Nandino, a nurse, to fit either directly on the face or over a N95 filter: [click here](#).
- The Regional Medical Center in Manchester, Iowa, offers patterns for two styles of masks: [click here](#).

- Golden Quilt Company has provided the following link: <https://operationwecansewit.com>.

Health-care providers recommend using new, prewashed, tightly woven cotton canvas or duck cloth for mask exteriors and 100 percent cotton flannel for interiors. Include a pocket for removable filters. Light-colored solid and non-patterned fabrics are preferable. Do not use elastic that contains latex.

**Above left, nurse Jessica Nandino models the mask she designed.**

### Spring Retreat Cancelled

CQC has cancelled its spring retreat, which was planned for May 1-3 in Colorado Springs. Retreat Chair Katie Melich challenges all who planned to attend to work on the projects they would have brought to the retreat, then send photos of their work to *Colorado Threads*, [cqceditor@gmail.com](mailto:cqceditor@gmail.com). Include your name and the project's name.



## Call for Entries for Quilt-a-Fair Show

It's time to submit entries for quilts you wish to exhibit as part of Colorado Quilting Council's 2020 Quilt-a-Fair Quilt Show, which will hang during this year's Quilt-a-Fair, Friday and Saturday, Sept. 25 and 26 at Boulder County Fairgrounds in Longmont. In this election year, the theme is "Red, White and Blue." Entries may be in any one, two or all three of these colors. Please complete the form below, enclose a check (\$10/entry) and mail it by August 1, 2020, to:

Colorado Quilting Council/QAF 2020 Quilt Show  
P.O. Box 295 • Wheat Ridge, CO 80034-0295

On the back of the entry form, please include a brief — 100 words or less — description of your quilt. Include the size, pattern used, person(s) who made the quilt and quilted it, how the quilt was pieced and quilted (hand and/or machine), date completed, and any other interesting information. Each quilt must be in a cloth bag (like a pillowcase) and labeled with the quilter's name and phone number and the name of the quilt. Attach this label firmly to the outside of the bag. For information, contact Dawn Mills at [cqcquiltfair@gmail.com](mailto:cqcquiltfair@gmail.com).

### Quilt-a-Fair 2020 Quilt Show Entry Form

Name
Street Address
City, State, Zip
Phone
Email Address

**Quilt Drop Off:** Between August 10-31, 2020 (Check one):

- ☐ Ruth's Stitchery, Colorado Springs  
☐ Rocky Mountain Quilt Museum, Golden  
☐ The Presser Foot, Longmont

Each quilt must be in a cloth bag and labeled as indicated above. Quilts must be delivered by August 31, 2020.

**Quilt Pick Up:** (Check one)

- ☐ I will pick up my quilt at Boulder County Fairgrounds in Longmont between 6:30-7 p.m. Saturday, Sept. 26.  
☐ I declare \_\_\_\_\_ will pick up my quilt at Boulder County Fairgrounds in Longmont between 6:30-7 p.m. Saturday, Sept. 26.  
☐ I will pick up my quilt at the location where I dropped it off.

If you wish to donate your quilt to Quilts of Valor, see <https://www.govf.org> for requirements.

**Quilt Information:** Quilts must be 63" wide or wider and 87"-104" long.

Quilt Name: \_\_\_\_\_

Quilt Size: Horizontal: \_\_\_\_\_ Vertical: \_\_\_\_\_

Estimated value \$\_\_\_\_\_. This amount may not exceed \$250 for a twin (63" x 87") and \$500 for larger quilts unless accompanied by a written appraisal from a Certified Appraiser.

#### Entry Fee

Include a check payable to CQC for \$10/quilt entered.

#### Deadline for Entries

Entry form with payment must be mailed by August 1, 2020:

Colorado Quilting Council  
QAF 2020 Quilt Show  
P.O. Box 295  
Wheat Ridge, CO 80034-0295

#### Release

I understand that the QAF Show Committee reserves the right to display the quilt in any manner it deems necessary. By entering the exhibit, I am giving my understood/silent approval. I allow my quilt to be photographed during the show. I understand I am responsible for my own insurance. I understand that no responsibility for loss or damage to my entry will be assumed by CQC or its officers, agents or volunteers. CQC will take all reasonable precautions to protect my entry.

Signature: \_\_\_\_\_

Date: \_\_\_\_\_



Colorado Quilting Council presents...

# Quilt-a-Fair

## Sept. 25-26

**9 a.m. - 5 p.m. Friday and Saturday, Sept. 25-26, 2020**  
**Boulder County Fairgrounds**  
**9595 Nelson Road, Longmont**

Admission: \$8, cash only  
Children under 10 free

For a complete list of vendors, click the Quilt-a-Fair tab at  
**[www.coloradoquiltingcouncil.com](http://www.coloradoquiltingcouncil.com)**

### So much for quilt lovers and quilt makers:

- View 50+ handmade quilts.
- Shop all things quilting:
  - Fabric
  - Patterns
  - Sewing machines
  - Long-arm quilting machines
  - Quilt kits
  - Batting
  - Thread
  - Rulers
  - Pre-cut fabrics
  - Notions galore
  - Vintage textiles
- See the latest tools and techniques demonstrated.
- Bid on silent-auction items.
- Gather the latest quilting tips.
- Meet quilters from around Colorado and beyond.
- Have a day or weekend of fun!

## A Quilter's Choice — APQS West



APQS Machine Sales, Machine Rental and Education Center

### GLIDE THREAD OF THE MONTH CLUB

Several options  
check out details:

See URL BELOW



- ♦ APQS Longarm **Machine Sales and Service**
- ♦ Longarm **Machine Rentals** (optional with Quilt Path)
- ♦ Affordable **Quilting for Hire** — Modern or Traditional
- ♦ **Private Classes and Group Classes** (check out our website for current class schedule)
- ♦ **Supplies:** Thread, Batting, **Wide Backing Material**, longarm supplies, quilting DVDs and more...

8698 Aberdeen Circle  
Highlands Ranch, CO 80130  
Tuesday—Friday 10—5 PM  
Other times available please call  
720-214-3442 [www.aquilterschoice.com](http://www.aquilterschoice.com)

**PENNY AND A HALF PER INCH**  
**Simple Edge-to-Edge**  
**Now through July**

12-2020

## Love a Mystery? Part 2 'Streamers' Quilt

by Carol Cook

Clue 1 for CQC's 2020 mystery quilt — "Streamers" — was revealed in CQC's March newsletter, pages 14 and 15. That clue included the materials list and instructions for Block X, a Modified Log Cabin block. This month, we'll make Variable Star blocks in two color combinations. Pay careful attention to the place-

ment of Color A (red) and Color C (blue) fabrics in these blocks.

Please read all instructions before beginning. Basic quilt-making and rotary-cutting skills are assumed. All dimensions include  $\frac{1}{4}$ " seam allowances unless otherwise indicated.

Accurate cutting and piecing are needed. It is recommended that you sew the first unit of each step then measure and adjust your seam allowances as needed to achieve the correct size. Then make the rest of the same units.

The final clue will be published in May.

### Cutting Instructions

Color A (red):

- Cut 4 strips 3" by width of fabric (WOF); subcut into 48 squares, each 3" x 3"
- Cut 2 strips 5½" by WOF; subcut into 12 squares, each 5½" x 5½"
- Cut 2 strips 6¼" by WOF; subcut into 12 squares, each 6¼" x 6¼"

Color B (white):

*Label these squares as it is easy to get them confused. Trust me.*

- Cut 9 strips 3⅝" by WOF; subcut into 96 squares, each 3⅝" x 3⅝"
- Cut 8 strips 3" by WOF; subcut into 96 squares, each 3" x 3"

Color C (blue):

- Cut 4 strips 3" by WOF; subcut into 48 squares, each 3" x 3"
- Cut 2 strips 5½" by WOF; subcut into 12 squares, each 5½" x 5½"
- Cut 2 strips 6¼" by WOF; subcut into 12 squares, each 6¼" x 6¼"

Set aside the rest of your fabrics to be used in the next clue.

### Making Flying Geese Units for Variable Star Blocks Y & Z



Figure 1

#### Flying Geese Unit 1 (FG1) -

Mark the 96 Color B (white) 3⅝" squares diagonally from corner to corner on the wrong side of the fabric.




Figure 2

Sew a scant  $\frac{1}{4}$ " seam on each side of the marked diagonal line. Use a rotary cutter to cut through all layers on the marked line. This will make two large triangles with smaller triangles sewn onto them. See Figure 2.




Figure 3

Press the small Color B (white) triangles away from the Color A (red) triangles. Figure 3.

*(Continued on page 11)*

## Love a Mystery? Part 2 ‘Streamers’ Quilt *(Continued from page 10)*

Place another Color B (white) 3 $\frac{3}{8}$ ” square on the Color A (red) triangle, right sides together. The marked diagonal line should run from the center of the unit to the outside corner as shown. See Figure 3.

Sew a scant  $\frac{1}{4}$ ” seam on each side of the marked diagonal line..

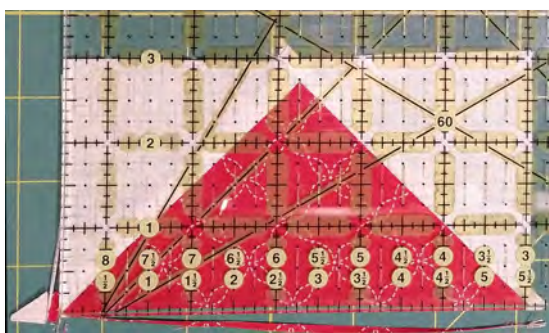


Figure 4

Use a rotary cutter to cut on the marked diagonal line. Press the remaining small triangles back to make four Flying Geese units. Trim the Flying Geese units to 3” x 5 $\frac{1}{2}$ ”. See Figure 4.

Repeat using all 12 Color A (red) 6 $\frac{1}{4}$ ” squares and 48 Color B (white) 3 $\frac{3}{8}$ ” squares to make 48 Flying Geese Unit 1s.



Figure 5

### Flying Geese Unit 2 (FG2)

Using the remaining 48 marked Color A (white) 3 $\frac{3}{8}$ ” squares and 12 Color C (blue) 6 $\frac{1}{4}$ ” squares, repeat the instructions above to make 48 Flying Geese Unit 2s. See Figure 5.

### Making Flying Geese Units for Variable Star Blocks Y & Z

#### Square-in-a-Square Unit 1 (SIS1)

Mark the 96 Color B (white) 3” squares diagonally from corner to corner on the wrong side of the fabric then lay two color B (white) 3” squares on opposite corners of a Color A (red) 5 $\frac{1}{2}$ ” square, right sides together. The marked lines should run across the corners. Sew on the marked diagonal line. See Figure 6.



Figure 6




Figure 7

Use a rotary cutter to cut  $\frac{1}{4}$ ” outside of the marked line as shown. See Figure 7.



Figure 8




Figure 9

Press the small Color B (white) triangles back from the Color A (red) square, then place another two Color B (white) 3” squares on each of the remaining corners, right sides together, as shown. Sew on the marked diagonal line. Use a rotary cutter to cut a  $\frac{1}{4}$ ” outside of the marked lines. See Figure 8.

Press the remaining small Color B (white) triangles back to make a SIS1 unit as shown. Measure the SIS1 unit and, if needed, trim to 5 $\frac{1}{2}$ ” x 5 $\frac{1}{2}$ ”. See Figure 9.

Repeat using all 12 Color A (red) 5 $\frac{1}{2}$ ” squares and 48 Color B (white) 3” squares to make 12 SIS1 units.



#### Square-in-a-Square 2 (SIS2)

Using the remaining 48 Color B (white) 3” squares and 12 Color C (blue) 5 $\frac{1}{2}$ ” squares, repeat the instructions above to make 12 SIS2 units. See Figure 10.

Figure 10 *(Continued on page 12)*



## Love a Mystery? Part 2 ‘Streamers’ Quilt *(Continued from page 11)*



Figure 11

### Making Variable Star Blocks Y & Z

Pay careful attention to the placement of the Color A (red) and Color C (blue) fabrics in these blocks.

#### Variable Star Block Y

Sew a SIS1 (Color A, red, center), 4 FG2 units (Colors B and C, white and blue) and 4 Color C (blue) 3” squares together as shown. Press seams toward the Color C (blue) 3” squares and the SIS1 units. See Figure 11.

The block should measure 10½” x 10½”. Adjust seam allowances as needed.

Repeat using all 12 SIS1 units, 48 FG1 units and 48 Color C (blue) 3” squares to make 12 Variable Star Y blocks, which have Color A (red) centers, Color B (white) stars and Color C (blue) backgrounds. See Figure 11.



Figure 12

#### Variable Star Block Z

Sew a SIS2 (Color C, blue, center), 4 FG1 units (Colors A and B, red and white) and 4 Color A (red) 3” squares together as shown. Press seams toward the Color A (red) 3” squares and the SIS2 units. See Figure 12.

The block should measure 10½” x 10½”. Adjust seam allowances as needed. Repeat using all 12 SIS2 units, 48 FG2 units and 48 Color A (red) 3” squares to make 12 Variable Star Z blocks, which have Color C (blue) centers, Color B (white) stars and Color A (red) backgrounds. See Figure 12.

I hope you had fun making these Variable Star blocks. Our next and last clue will be in the May CQC newsletter. If you have questions, contact Carol Cook at [cook121@comcast.net](mailto:cook121@comcast.net).

2 Locations in Southern Colorado!

First   
Stitches

Sewing Stores & Quilt Shops

**AUTHORIZED SALES & SERVICE**

**brother**  
at your side

**baby lock**

FOR THE LOVE OF SEWING

FABRIC • CLASSES • NOTIONS

[www.firststitches.com](http://www.firststitches.com)



805 Eagleridge Blvd.  
**PUEBLO, CO**  
**719-225-8142**

and

212 S. 4th Street  
**CANON CITY, CO**  
**719-285-8088**

**JANOME**  
Janome Machines Available in Canon City



# Project Warm Hearts Seeks Bow-Tie Blocks

Colorado Quilting Council's (CQC) Warm Hearts Project involves members in charitable work, assists organizations in their fund-raising activities and gives quilters an opportunity to do more for others by helping a charity of their choice. Here's how you can participate:

- Make one or more quilt blocks following the directions provided here.
- Fill out the form below, including information on the charity of your choice. Complete one form for each block made.
- For each block you submit with a completed form, your name will be entered into a drawing to choose which of the nominated charities will receive Project Warm Hearts quilts.
- Blocks can be turned in at CQC general meetings or mailed to Betsy Stewart at 9385 E. Center Ave., 9D, Denver, CO 80247. For information, call Betsy Stewart at 303-726-4676.

## Block Directions


This block finishes at 7" x 7" in the quilt. That means the block you submit should be 7½" x 7½". Make the background from white fabric and the "bow-tie" portion of the block from a print/colored fabric that is the same within each block. A variety of print/colored fabrics may be used when making multiple blocks.

## Cutting

White fabric: Cut two 4" x 4" squares.

Print/colored fabric:

- Cut two 2" x 2" squares
- Cut two 4" x 4" squares



## Assembly


Step 1: Draw a diagonal line on the wrong side of each 2" x 2" print/colored square.

Step 2: Place a marked 2" x 2" square on one corner of each 4" x 4" print/colored square, right sides together, raw edges aligned.


Step 3: Stitch on the diagonal line.



Step 4: Trim away the corners ¼" beyond the stitching line.



Step 5: Press the print/colored corner out so that each 4" x 4" white square has a corner of print/colored fabric.



Step 6: Sew together a 4" x 4" print/colored square and a white square with a print/colored corner. Repeat.



Step 7: Sew the two sections from Step 6 together to complete the block. The unfinished block will measure 7½" x 7½".

<b>Project Warm Hearts: Submit 1 form/block</b>	
Name	
Phone	Cell Phone
Email Address	
Street Address	City, State, Zip
Charity	Charity Contact

# Colorado Quilting Council's Financial Health

## Bank Balance as of February 28, 2020

1st Bank Checking	\$	4,607.75
1st Bank Raffle Account		2,935.57
1st Bank Shirley Sanden Restricted Fund		3,953.72
<hr/>		
Total Operations Funds	\$	11,497.04
<hr/>		
1st Bank Savings CD (maturity 3-23-2020)	\$	10,744.89
<hr/>		
1st Bank Quilt-a-Fair	\$	25,914.57
<hr/>		
<b>Total Funds Available</b>	<b>\$</b>	<b>48,156.50</b>

## Profit and Loss for February 2020

### Ordinary Income/Expense Income

#### Income

4000	Interest Income	\$	0.83
4001	Membership Dues		3,350.00
4001.1	Newsletter Mailing Fee		500.00
4001.2	Newsletter Advertising Director		175.00
4001.3	Newsletter Ads		250.00
4002	Workshop Revenue		880.00
4004	Merchandise Sales		98.00
4007	Booth Rental		
4007.1	QAF Booth Rental		9,582.00
Total 4007 Booth Rental			9,582.00
4009	Raffle Ticket Sales		
4009.1	CQC Raffle		305.00
Total 4009 Raffle Ticket Sales			305.00
4011	Guest Fees, Membership		40.00
4049	Cash Donations		257.99
4050	In-Kind Contributions		400.00

**Total Income** **\$ 15,838.82**

**Gross Profit** **\$ 15,838.82**

#### Expense

5005	Books	\$	35.00
5009	Copying/Printing		825.40
5011	Newsletter Pay		900.00
5013	Facilities/Equipment		1,767.97
5015	Gifts and Grants		30.00
5018	Postage		399.00
5022	Speaker/Teacher Fees		650.00
5023	Speaker/Teacher Expenses		1,398.15
5024	Supplies		921.69

**Total Expense** **\$ 6,927.21**

**Net Ordinary Income** **\$ 8,911.61**

**Net Income** **\$ 8,911.61**

## Proposed 2020 Budget

Budget Item	Income	Expense	TOTAL
Bookkeeper		4,000.00	(4,000.00)
Charity Quilts Project		225.00	(225.00)
Competition	125.00	805.00	(680.00)
Corporate	2,400.00	3,058.00	(658.00)
Corresponding Secretary		80.00	(80.00)
Documentation East	500.00	320.00	180.00
Documentation West	200.00	250.00	(50.00)
Fall Retreat	8,400.00	7,650.00	750.00
Games Manager		100.00	(100.00)
Gifts and Grants		2,000.00	(2,000.00)
Hall of Fame		150.00	(150.00)
Hospitality		5,800.00	(5,800.00)
Library	225.00	385.00	(160.00)
Membership	15,000.00	1,085.00	13,915.00
Newsletter	2,500.00	11,800.00	(9,300.00)
Newsletter Advertisements	2,600.00	105.00	2,495.00
Outreach		25.00	(25.00)
Parliamentarian		20.00	(20.00)
Programs 2020	5,500.00	22,825.00	(17,325.00)
Property		5,127.00	(5,127.00)
Quilt Collection		50.00	(50.00)
Quilt-a-Fair	51,400.00	20,310.00	31,090.00
Raffle Quilt		600.00	(600.00)
Raffle Ticket Sales	6,000.00	900.00	5,100.00
Secretary		50.00	(50.00)
Spring Retreat	8,000.00	8,000.00	0.00
Treasurer	240.00	1,050.00	(810.00)
Volunteer Recognition		120.00	(120.00)
Website		1,200.00	(1,200.00)
<b>TOTALS</b>	<b>103,090.00</b>	<b>98,090.00</b>	<b>5,000.00</b>
Reserve Funds		5,000.00	0.00

# Business Directory

All these businesses are members of Colorado Quilting Council. You are encouraged to visit as many of them as you can and thank them for being part of our statewide organization. Shop hours are pre-COVID-19. Call shops for current hours.

## Alamosa

### Alamosa Quilt Company

710 Del Sol Drive, Alamosa, CO 81101

719-937-2555

10 a.m.-5 p.m. Monday-Friday

10 a.m.-3 p.m. Saturday

Web: [alamosaquiltcompany.com](http://alamosaquiltcompany.com)

This shop specializes in modern fabrics and has cottons, flannels, wools & velvets plus Sue Spargo books, Aurafil thread, Bernina supplies & notions.

## Arvada

### Arvada Quilting Company

7485 W. 83rd Ave., Arvada, CO 80003

303-420-1018

Hours by appointment

Email: [arvadaquiltingco@aol.com](mailto:arvadaquiltingco@aol.com)

Contact: Joanne Holzer

Joanne Holzer does computerized long-arm quilting. The edge-to-edge price is based on square inches and repeat-pattern size. Mailing service is offered.

## Boulder

### Elfriede's Fine Fabrics

2425 Canyon Blvd., Boulder, CO 80302

303-447-0132

10 a.m.-6 p.m. Monday-Saturday

Web: [elfriedesfinefabrics.com](http://elfriedesfinefabrics.com)

Elfriede's offers top-quality quilting and garment fabrics including Liberty of London cotton lawns, Indonesian cotton and rayon batiks, and a large selection of Asian prints.

## eQuilter

6201 Spine Road, Boulder, CO 80301

303-527-0856

Web: [eQuilter.com](http://eQuilter.com)

Contact: Luana Rubin

This online shop offers 20,000 quilt fabrics and products in stock with 1,000 new products added to inventory each month. 2 percent of sales are given to charity. Save on shipping by picking up orders at the Boulder warehouse.

## Breckenridge

### JK Studio

100 S. Main Street, Breckenridge, CO 80424

717-855-0561

Email: [jkestudio@jkstudiollc.com](mailto:jkestudio@jkstudiollc.com)

Web: [jkstudiollc.com](http://jkstudiollc.com)

JK Studio sells handmade items including quilted wall hangings, fabric pictures, fabric pins, embellished fleece vests and sweatshirts, paperweights, coasters, and more. Sorry, no quilting supplies.

## Brighton

### On Pins & Needles

39 N. Main Street, Brighton, CO 80601

770-667-4086

Email: [annav@onpinsandneedles.com](mailto:annav@onpinsandneedles.com)

Web: [onpinsandneedles.com](http://onpinsandneedles.com)

Contact: Anna Verbeek

## Broomfield

### The Quilt Store

12710 Lowell Blvd., Broomfield, CO 80020

303-465-0750

10 a.m.-6 p.m. Monday-Saturday

10 a.m.-3 p.m. Sunday

Web: [thequiltstore.net](http://thequiltstore.net)

This one-stop shop offers classes, supplies, books, patterns, kits and gifts.

## Buena Vista

### Bev's Stitchery

202 Tabor Street, P.O. Box 1773

Buena Vista, CO 81211

719-395-8780

9:30 a.m.-5 p.m. Monday-Friday

9:30 a.m.-3 p.m. Saturday

Contact: Bev Zabloudil

Bev's sells fabric, notions, and needlework and quilting supplies, and offers classes.

## BV Riverside Lodge B&B

30000 CR 371, Buena Vista, CO 81211

719-395-3444

Web: [BuenaVistaRiversideLodge.com](http://BuenaVistaRiversideLodge.com)

This quilting and knitting retreat center on the Arkansas River is southwest of Denver and Colorado Springs. Lodging and meals provided. Form your own group or join a group.

## Canon City

### Cedar Ridge Quilting

Canon City, Colorado

719-289-4928

Email: [cyndi@cedarridgequilting.com](mailto:cyndi@cedarridgequilting.com)

Web: [cedarridgequilting.com](http://cedarridgequilting.com)

Contact: Cyndi McChesney

Cyndi McChesney, NQA certified instructor, offers trunk shows, lectures and workshops, and long-arm quilting services.

## Canon City

### First Stitches Canon City

212 S. 4th Street, Canon City, CO 81212

719-285-8088

10 a.m.-5 p.m. Monday-Friday

10 a.m.-4 p.m. Saturday

Email [kim@firststitches.com](mailto:kim@firststitches.com)

Web: [firststitches.com](http://firststitches.com)

Contact: Kimberly Smith

This authorized dealer for Janome, Baby Lock and Brother sewing machines and AccuQuilt GO! carries fabric, notions and machine-embroidery supplies, and offers classes.

## Castle Rock

### Sew-Ciety

1025 S. Perry Street, Suite 101

Castle Rock, CO 80104

720-733-8102

10 a.m.-6 p.m. Monday-Friday

10 a.m.-5 p.m. Saturday

Email: [sew-ciety@sew-ciety.com](mailto:sew-ciety@sew-ciety.com)

Web: [sew-ciety.com](http://sew-ciety.com)

## Centennial

### Holly's Quilt Cabin

8210 S. Holly Street, Centennial, CO 80122

720-529-9659

9:30 a.m.-6 p.m. Monday-Saturday

Noon-4 p.m. Sunday

Web: [thequiltcabin.com](http://thequiltcabin.com)

Owner: Holly Engelken

## Colorado Springs

### Bobbie Aug

P.O. Box 9654

Colorado Springs, CO 80932-0654

719-632-3767

FAX: 719-632-9210

Email: [qwltp@msn.com](mailto:qwltp@msn.com)

Teacher and lecturer Bobbie Aug offers programs, classes and workshops.

## High Country Quilts

4727 N. Academy Blvd.

Colorado Springs, CO 80918

719-598-1312

9:30 a.m.-6 p.m. Monday-Saturday

Email: [hc@hcquilts.com](mailto:hc@hcquilts.com)

Web: [hcquilts.com](http://hcquilts.com)

Owners: Karen Rellaforde and Jean Wilt

This shop sells quilting supplies, fabric, Bernina sewing machines and APQS long-arm quilting machines, and offers classes.

*Continued on page 16*

## Colorado Springs

### Ladybug Hill Quilts

929 Fillmore St., Colorado Springs, CO 80907  
719-593-5949

10 a.m.-5:30 p.m. Monday-Thursday

10 a.m.-5 p.m. Friday

9:30 a.m.-5 p.m. Saturday

Web: [ladybughillquilts.com](http://ladybughillquilts.com)

Contact: Sydney Risley

This authorized dealer of Janome sewing machines sells fabric, kits, patterns and books, and offers classes and long-arm rentals.

### Meetinghouse Hill Designs

9518 Penstemon Court

Colorado Springs, CO 80920

719-282-3518

Email:

[kathy@meetinghousehilldesigns.com](mailto:kathy@meetinghousehilldesigns.com)

Contact: Kathy Gaul

### Ruth's Stitchery

4440 Austin Bluffs Parkway

Colorado Springs, CO 80918

719-591-1717 or 1-888-591-8803

9 a.m.-5 p.m. Monday-Saturday

Noon-5 p.m. Sunday

Email: [rstitchery@pcisys.net](mailto:rstitchery@pcisys.net)

Web: [ruthsstitchery.com](http://ruthsstitchery.com)

Contact: Catherine Culp and Beth Spillane

Ruth's Stitchery, an authorized Viking dealer, sells fabric, cross-stitch and machine-embroidery supplies.

## Craig

### Quilter's Quest

335 E. Victory Way, Craig, CO 81625

970-826-0111

10:30 a.m.-5:30 p.m. Tuesday-Friday

11 a.m.-4 p.m. Saturday

Call for summer hours.

Owner: Brenda Rummel

This shop offers top-quality cottons with the most affordable prices in northwest Colorado.

## Denver

### A Stitching Shop (aka Brazilian Embroidery)

4444 Morrison Road, Denver, CO 80219

303-727-8500

10 a.m.-5 p.m. Monday-Saturday

Web: [StitchingShop.com](http://StitchingShop.com)

Christine Hause teaches beginning to advanced classes and workshops in stitchery from canvas to cross-stitch to quilt embellishment with silk ribbon and thread. She also lectures. Phone & mail orders are taken.

## Durango

### Durango Quilt Company

450 S. Camino del Rio, Suite #102

Durango, CO 81301

970-247-2582; FAX: 970-375-0259

10 a.m.-5 p.m. Monday-Saturday

Email: [durangoquilts@qwestoffice.net](mailto:durangoquilts@qwestoffice.net)

Facebook: Durango Quilt Company

Owners: Judy Danielson and Margien Gram

This shop sells fabric, including flannels and batiks, books, kits and notions, and offers classes.

## Englewood

### Infinity Logo Solutions

13303 E. Adam Aircraft Circle, Unit #38

Englewood, CO 80112

303-885-2530

Email: [sales@infinitylogosolutions.com](mailto:sales@infinitylogosolutions.com)

Contact: John Hanson

### Wooden Spools

2805 S. Broadway, Englewood, CO 80113

303-761-9231

10 a.m.-6 p.m. Monday & Wednesday-Friday

10 a.m.-9 p.m. Tuesday

10 a.m.-5 p.m. Saturday, Noon-4 p.m. Sunday

Web: [woodenspools.com](http://woodenspools.com)

Contact: Vicki Skigen

Wooden Spools features new and revived quality cotton fabric and a large selection of yarn.

## Erie

### A Quilter's Corner

71 Erie Parkway, #104, Erie, CO 80516

720-328-8181

10 a.m.-5:30 p.m. Monday-Saturday

11 a.m.-4 p.m. Sunday

Web: [aquilterscorner.com](http://aquilterscorner.com)

Owner: Marci Schnabel

This shop has more than 5,000 bolts of fabric from classic to modern and quilting accessories, thread, kits, patterns and decorative signs.

### Cotton Sandwich Quilt Shop, LLC

170 Cessna Drive, Erie, CO 80516-8112

303-993-4061 or 720-890-8523

Hours by appointment

Web: [cottonsandwichquiltshop.com](http://cottonsandwichquiltshop.com)

This shop carries fabric, fat-quarter bundles, novelty fabrics, quilt kits and patterns, Aunt Martha's iron-on patterns, flour-sack towels and notions.

## Estes Park

### A Picture Perfect Place

540 Laurel Lane, Unit #1D

Estes Park, CO 80517

970-284-6603

Contact: Amy

This quilt retreat center supplies irons and ironing boards, a design wall, sleeping space for up to 12 people, three baths, comfy chairs, good lighting, a full kitchen, dining area and fireplace, all with a view of Longs Peak.

## Estes Park

### Cottage Bliss

870 Moraine Ave., Estes Park, CO 80517

970-577-1557

10 a.m.-5 p.m. Monday-Saturday

Web: [cottageblissestes.com](http://cottageblissestes.com)

Fabrics offered by this shop are neo-vintage, bohemian, romantic, lodge and batiks. Quilt kits, notions, books and patterns plus gifts and home decor are also available.

## Fort Collins

### Fig Leaf

2834 S. College Ave., Fort Collins, CO 80525

970-495-1766

10 a.m.-6 p.m. Monday-Saturday

Noon-5 p.m. Sunday

Web: [thefigleafquilting.com](http://thefigleafquilting.com)

Contact: Laura Shotwell

Fig Leaf offers classes, fabric, notions, country furnishings and accessories.

### The Presser Foot

1833 Harmony Road, Fort Collins, CO 80525

970-484-1094

10 a.m.-5 p.m. Monday-Wednesday &

Friday-Saturday

10 a.m.-6 p.m. Thursday

Email: [sewbernina@thepresserfoot.com](mailto:sewbernina@thepresserfoot.com)

Web: [thepresserfoot.com](http://thepresserfoot.com)

The Presser Foot sells Bernina sewing machines and accessories and services all brands of machines. The shop offers speciality classes and carries a variety of thread.

## Fort Morgan

### Inspirations Quilt Shop

423 Main, #300, Fort Morgan, CO 80701

970-542-0810

9 a.m.-5:30 p.m. Monday-Saturday

Web: [inspirationsquiltshop.com](http://inspirationsquiltshop.com)

Fabric, quilters' needs, gift items and classes are available at this shop.

## Golden

### Golden Quilt Company

1108 Washington Ave., Golden, CO 80401

303-277-0717

10 a.m.-5:30 p.m. Monday-Saturday

Noon-4 p.m. Sunday

Email: [info@goldenquiltcompany.com](mailto:info@goldenquiltcompany.com)

Web: [goldenquiltcompany.com](http://goldenquiltcompany.com)

Owner: Nancy Swanton

This shop specializes in Kaffe Fassett, batik, black-and-white and bright fabrics and carries notions, gifts, kits and finished quilts. It offers classes and machine quilting services.

*Continued on page 17*



## **Golden**

### **Rocky Mountain Quilt Museum**

200 Violet Street, Unit 140

Golden, CO 80401

303-277-0377

10 a.m.-4 p.m. Monday-Saturday

11 a.m.-4 p.m. Sunday

Web: [rmqm.org](http://rmqm.org)

The museum's exhibits change quarterly. The gift shop carries quilts, quilt-related items, fabric, books and notions.

## **Granby**

### **Fabric Nook**

387 E. Agate, P.O. Box 694, Granby, CO 80446

970-887-2005

10 a.m.-5 p.m. Monday-Friday

10 a.m.-4 p.m. Saturday

Web: [tinastfabricnook.com](http://tinastfabricnook.com)

Contact: Tina Holley

Fabric, patterns, notions, quilting supplies, books and classes are offered at this shop.

## **Grand Junction**

### **Hi Fashion Sewing & Quilt Shop**

2584 Patterson Road, Unit B,

Grand Junction, CO 81505

970-256-1293

9:30 a.m.-5:30 p.m. Monday-Friday

9:30 a.m.-2 p.m. Saturday

Web: [hifashiongi.com](http://hifashiongi.com)

Hi Fashion sells Bernina, Baby Lock and Janome sewing machines and services all brands of machines. The shop sells cotton fabric and notions, and offers classes.

## **Highlands Ranch**

### **A Quilter's Choice - APQS West**

8698 Aberdeen Circle

Highlands Ranch, CO 80130

435-229-2703

Hours by appointment; call ahead.

Email: [aquilterschoice@gmail.com](mailto:aquilterschoice@gmail.com)

Web: [aquilterschoice.com](http://aquilterschoice.com)

Contact: Myrna Ficken

Quilt artist Myrna Ficken provides APQS machine sales and rentals, machine service, long-arm and piecing classes, long-arm supplies, and quilting service.

## **Holyoke**

### **Creative Traditions, LLC**

115 S. Interocean Ave., Holyoke, CO 80734

970-854-3699

10 a.m.-6 p.m. Monday-Friday

10 a.m.-3 p.m. Saturday

Web: [creative-traditions.com](http://creative-traditions.com)

Owner: Julie Haake

This shop sells quilting cottons, flannels and batiks plus patterns, quilting supplies, notions, kits, gifts, finished quilts and yarn, and offers classes.

## **Idaho Springs**

### **Dancing Sky Quilting**

201 Fall River Road, Idaho Springs, CO 80452

303-895-6066

Email: [kkfellbaum@gmail.com](mailto:kkfellbaum@gmail.com)

Contact: Kathryn Koch-Fellbaum

Kathryn provides hand-guided long-arm edge-to-edge and custom quilting with quick turnaround. Mail orders are accepted and Kathryn will arrange pick up and drop off.

## **Lafayette**

### **Studio Bernina**

2850 Arapahoe Road, Suite 100,

Lafayette, CO 80026

303-447-0852

10 a.m.-5 p.m. Monday, Friday, Saturday

10 a.m.-6 p.m. Tuesday-Thursday

Web: [studiobernina.com](http://studiobernina.com)

Contact: Vanessa

This shop carries a full line of Bernina sewing machines and sponsors a professional sewing school. Same-day service is available by appointment.

## **Littleton**

### **Designs by Deb**

5624 S. Datura Street, Littleton, CO 80120

303-794-3626

Call for appointment.

Email: [designsbydeb.co@gmail.com](mailto:designsbydeb.co@gmail.com)

Web: [debrageissler.com](http://debrageissler.com)

Contact: Deb Geissler

Deb offers computerized long-arm quilting with quick turnaround for edge-to-edge at affordable prices.

### **The Creative Needle**

6905 S. Broadway, #113, Littleton, CO 80122

303-794-7312

9:30 a.m.-5 p.m. Monday, Tuesday, &

Thursday-Saturday

9:30 a.m.-8 p.m. Wednesday

Noon-4 p.m. most Sundays

Email: [needle@thecreativeneedle.com](mailto:needle@thecreativeneedle.com)

Web: [thecreativeneedle.com](http://thecreativeneedle.com)

Contact: Marge Serck

The Creative Needle offers classes, fabric, quilting and cross-stitch supplies, thread, kits, heirloom fabrics and lace, smocking plates and pleaters, and custom quilting. The shop provides authorized sales and service for Elna, Janome, Necchi and Juki sewing machines.

## **Longmont**

### **AQS Certified Quilt Appraiser**

Jeananne Wright

1152 E. 4th Ave., Longmont, CO 80504

303-772-7684

Email: [oldquilts@comcast.net](mailto:oldquilts@comcast.net)

Jeananne offers quilt appraisals and "Have Quilts, Will Travel" lectures and programs.

## **Longmont**

### **Maggie's Sewing & Vacuum**

1450 N. Main Street, Unit B

Longmont, CO 80501

303-651-7752

9:30 a.m.-5 p.m. Tuesday-Friday

10 a.m.-3 p.m. Saturday

Email: [maggies.sewvac@gmail.com](mailto:maggies.sewvac@gmail.com)

Maggie's sells Baby Lock sewing machines and sergers, table and long-arm machines; services all machine makes; and sells embroidery designs, software, notions and thread.

### **The Presser Foot**

2430 N. Main Street, Longmont, CO 80501

303-485-6681

10 a.m.-5 p.m. Monday-Wednesday, Friday,

Saturday; 10 a.m.-6 p.m. Thursday

Email: [bernina@thepresserfoot.com](mailto:bernina@thepresserfoot.com)

Web: [thepresserfoot.com](http://thepresserfoot.com)

The Presser Foot sells Bernina sewing machines and accessories and services all brands of machines. The shop offers speciality classes and carries a variety of thread.

## **Lyons**

### **Lyons Quilting**

P.O. Box 1491, Lyons, CO 80540

9:30 a.m.-6:30 p.m. Monday-Saturday

1-5 p.m. Sunday

Web: [lyonsquilting.com](http://lyonsquilting.com)

## **Monte Vista**

### **Shades, Quilts & Etc.**

129 Adams Street, Monte Vista, CO 81144

719-852-2179

9:30 a.m.-5 p.m. Monday-Friday

9:30 a.m.-3 p.m. Saturday

Contact: Marilyn Davey

Web: [shadesquiltsandetc.com](http://shadesquiltsandetc.com)

This authorized Janome dealer carries fabric, books and quilting supplies, and offers classes.

## **Montrose**

### **Ladybugz Quilt Company**

330 S. 8th Street, Montrose, CO 81401

970-249-1600

9:30 a.m.-5 p.m. Monday-Thursday

9:30 a.m.-4 p.m. Friday; 10 a.m.-4 p.m. Saturday

Email: [info@ladybugzquilt.com](mailto:info@ladybugzquilt.com)

Web: <https://www.ladybugzquilt.com>

Ladybugz offers quilt fabric, notions, classes and long-arm rental.

## **Monument**

### **Dash of Thread Quilt Studio**

Monument, Colorado

719-482-5392

Email: [info@dashofthread.com](mailto:info@dashofthread.com)

Web: [dashofthread.com](http://dashofthread.com)

This computerized long-arm quilting service promises fast turnaround, personalized service, attention to detail and mailing service.

*Continued on page 18*

## Monument

### Sew in Tune

252 Front Street, Monument, CO 80132

719-203-5642

10 a.m.-2 p.m. Monday

10 a.m.-5 p.m. Tuesday-Friday

10 a.m.-2 p.m. Saturday

Other times by appointment

Facebook: Sew-In-Tune

Instagram: sewintuneservicing

Web: [sewintuneservicing.com](http://sewintuneservicing.com)

Sew in Tune services and repairs sewing machines.

The shop offers fabric, notions, sewing machines and classes.

## Parker

### Richard Elliott Service

8264 Lakeshore Drive, Parker, CO 80134

303-841-6432

Email: [rcelliott@q.com](mailto:rcelliott@q.com)

Richard will travel from Fort Collins to Pueblo to provide onsite service for all brands of long-arm machines. He can upgrade older machines with stitch regulation and robotics.

## Pueblo

### First Stitches Pueblo

805 Eagleridge Blvd., #140, Pueblo, CO 81008

719-225-8142

9:30 a.m.-5:30 p.m. Monday-Friday

9:30 a.m.-4 p.m. Saturday

Email: [kim@firststitches.com](mailto:kim@firststitches.com)

Web: [firststitchespueblo.com](http://firststitchespueblo.com)

Contact: Kimberly Smith

First Stitches provides authorized sales and service for Baby Lock and Brother sewing machines and AccuQuilt GO! cutters. It offers fabric, machine embroidery supplies, notions and classes.

### Stitcher's Garden

308 S. Union Ave., Pueblo, CO 81003

719-545-3320

FAX: 719-545-3307

10 a.m.-5 p.m. Tuesday-Friday

10 a.m.-4 p.m. Saturday

Email: [stitchers\\_garden@yahoo.com](mailto:stitchers_garden@yahoo.com)

Contact: Sandy Strickland

Stitcher's Garden carries fabric, books, thread, notions, patterns and yarn, and offers classes.

## South Fork

### Rio River Retreat

South Fork, Colorado; 806-290-2456

Facebook:

Colorado/Quilt/Craft/Scrapbook Retreat

Web: [Rioriverretreat.com](http://Rioriverretreat.com)

This log cabin on the Rio Grande River offers full-service and self-service retreats and provides tables, ironing supplies and a cutting station. Individuals can join a scheduled retreat; groups can schedule their own retreats.

## Superior

### Colorado Creations Quilting

2812 Flint Court, Superior, CO 80027

Email:

[info@coloradocreationsquilting.com](mailto:info@coloradocreationsquilting.com)

Web: [coloradocreationsquilting.com](http://coloradocreationsquilting.com)

Contact: Jackie Vujcich

Jackie lectures and teaches quilt classes and workshops. Her online shop specializes in nature-themed cotton and batik fabrics and features her pictorial and patchwork patterns and offers kits and gift items.

## Thornton

### Above & Beyond Sewing & Vacuum

3987 E. 120th Ave., Thornton, CO 80241

303-317-2004

Email: [kate@aboveandbeyondsewing.com](mailto:kate@aboveandbeyondsewing.com)

Web: [aboveandbeyondsewing.com](http://aboveandbeyondsewing.com)

Contact: Kate

### Calico Creek Quilting

720-988-1080 or 303-457-2006

Call for appointments and consultations.

Contact: Lucille Rypinski

Lucille provides hand-guided long-arm quilting, including custom and quick turnaround edge-to-edge quilting.

### Dawna's Design Threads

4061 E. 133rd Place, Thornton, CO 80241

720-323-4338

Email: [dawnasdesignthreads@gmail.com](mailto:dawnasdesignthreads@gmail.com)

Web: [dawnasdesignthreads.com](http://dawnasdesignthreads.com)

## Wheat Ridge

### The Craft Box LLC

6191 W. 44th Ave.

Wheat Ridge, CO 80033

303-279-1069

10 a.m.-5 p.m. Monday-Friday

10 a.m.-4 p.m. Saturday

Email: [craftboxcolorado@gmail.com](mailto:craftboxcolorado@gmail.com)

Web: [craftboxcolorado.com](http://craftboxcolorado.com)

The Craft Box connects and creates community through thrifty crafting.

## Sandy, Utah

Rocky Mountain Sewing and Fabric

8740 S. 700 E. Sandy, UT 84070

801-566-3812

Web: [rmequilts.com](http://rmequilts.com)

Contact: Lisa Rogers

This Gammill dealer for Colorado, Utah and Nebraska sells thread, batting on the roll, and 90-inch wide Minky and sateen backing.

## Laramie, Wyoming

### Quilt Essentials

314 S. 2nd Street, Laramie, WY 82070

307-742-6156

10 a.m.-5:30 p.m. Monday-Saturday

Facebook: [facebook.com/QuiltEssentials](https://facebook.com/QuiltEssentials)

Web: [quiltessentialslaramie.com](http://quiltessentialslaramie.com)

Contact: Kara Enyeart

Quilt Essentials carries a variety of fabrics specializing in reproduction, batik and juvenile patterns plus cuddle, Winky and flannel. The shop sponsors classes and clubs for adults and youth, exhibits, and events.

### Snowy River Quilts

411 S. 21st St., Laramie, WY 82070

Web: [snowyriverquilts.com](http://snowyriverquilts.com)

Email: [snowy@wyoming.com](mailto:snowy@wyoming.com) ; 307-721-3160

10 a.m.-5 p.m. Monday-Saturday

Snowy River has fabrics for those who love fabrics.



Mark your calendars now  
**CQC's Fall Retreat**  
Friday-Sunday, October 2-4

We'll return to The Hiway in the Black Forest for a weekend of quilting, good food and community with other quilters. Plan now to be part of this fun and relaxing time.



*A Stitching Shop*

4444 Morrison Road

Denver, Colorado 80219-2446

(303) 727-8500

(Monday - Saturday: 10 AM to 5 PM)



[www.StitchingShop.com](http://www.StitchingShop.com)  
[ASTitchingShop@gmail.com](mailto:ASTitchingShop@gmail.com)



## Book Review: Child's Play Quilts by Stacey Day

Review by Carol Cook

Stacey Day's book *Child's Play Quilts* (C&T Publishing/Stash Books, 2018) includes patterns for 20 contemporary baby quilts that range in size from 38" x 51" to 60" x 72", each shown in two colorways — one cool colors and one warm colors.

*Color Play Quilts* begins with a discussion on choosing fabrics, using the color wheel and combining colors. The patterns are designed to be made with a variety of fabrics and are suited to using scraps from your fabric stash. Stacey has included a section on how to build and organize your stash and offers hints on smart fabric buying to improve your stash.

Several of the projects in the book use "slabs," which are created by sewing small similar-hued scraps together into larger more usable pieces of fabric. Stacey uses the slabs for appliqué shapes and for



techniques needed for projects in the book, such as chain piecing, nesting seams, raw-edge appliqué and curved piecing.

There are seven projects with appliquéd shapes, such as raindrops (perfect for a baby shower gift), hearts, stars, moons, lady bugs (very cute), circles and fans. These quilts can be made from scraps, slabs or a combination of both. The quil-

backgrounds. *Child's Play Quilts* provides tutorials for making improvisational slabs and planned slabs. There are also tutorials for other quilt-making

ter can choose techniques that best fit her or his fabric stash or inclination. The result will be a one-of-a-kind baby quilt.

There are 13 pieced projects using shapes including rectangles, triangles, diamonds, chevrons, stars, fish (too cute), rainbows and foxes (absolutely adorable). These quilts are also suited for scrap piecing, and the background for each quilt can be cut from single fabric or multiple similar fabrics.

Baby quilts are a good way to try out new techniques or patterns without committing the amount of fabric and time needed to make larger, bed-sized quilts. If you don't have a family member, friend or co-worker needing a baby quilt, consider donating one to one of our local non-profit organizations such as ABC Quilts or Firehouse Quilts. *Child's Play Quilts* by Stacey Day is one of 84 books on baby or children's quilts in the CQC Library.



# BV Riverside Lodge

Formerly Liars' Lodge

## Buena Vista, Colo.



### Quilting Retreats...

#### UFO WEEKENDS

No little green men, but plenty of time to work on those ...

#### UnFinished Objects

Come alone or bring friends

**Upcoming Dates: May 14,15,16, 2020  
Oct. 22,23,24, 2020**

**Weekends Still Available  
For Your Group ...**

**June 4 - 6  
Aug, 28 - 30  
Oct. 29 - 31**

**(719) 395-3444**  
**BuenaVistaRiversideLodge.com**

BV Riverside Lodge is a modern log lodge built right on the banks of the Arkansas River in beautiful Buena Vista, Colorado. Plenty of room to spread out with tables, design walls, cutting tables, and large ironing boards. Spectacular views and good ol' down home hospitality await your group.

4-2020



## *Colorado Threads*

Newsletter of  
The Colorado Quilting Council, Inc.  
P.O. Box 295  
Wheat Ridge, CO 80034-0295

Presorted Standard  
U.S. Postage  
PAID  
Boulder, CO  
Permit No. 909

### **Editor/Designer Sought**

Colorado Quilting Council is taking applications for a new editor/designer for *Colorado Threads*. For information and an application, see the CQC website: [www.coloradoquiltingcouncil.com](http://www.coloradoquiltingcouncil.com) or email [cqceditor@gmail.com](mailto:cqceditor@gmail.com).

**Next Meeting: Saturday May 16, 2020  
Beth-El Mennonite Church  
4625 Ranch Drive, Colorado Springs**

**9:30 a.m. Registration • 10 a.m. Speaker • 11:30 a.m. Business Meeting, Show & Tell, Door Prizes**  
If you get lost en route to the meeting, please call Dawn Mills, 303-929-8543. Guest fee: \$10.

Colorado Quilting Council's Board of Directors is monitoring the COVID-19 situation and will cancel future meetings if advised by health and government officials to do so. Please check the council's website for the latest information: [www.coloradoquiltingcouncil.com](http://www.coloradoquiltingcouncil.com).