

# Colorado Threads

Newsletter of The Colorado Quilting Council

Luana Rubin

## The Language of Quilts in Any Culture

### Inside This Issue

Host Message	2
Workshops	2
Meeting Schedule	3
Kids Quilt Entry Form	4
Quilt-a-Fair Entry Form	5
Mystery Quilt	6,7
Raffle Quilt	7
Survey Results	8,9
Project Warm Hearts	10
Shirley Sanden	
Memorial Fund	11
Committees	12
Committee Highlight	13
Business Directory	14-15
Upcoming Events	17
Board Minutes	18
Meeting Minutes	18
Financial Reports	19

May

2022

Vol. 44 • No. 5



**Take a quilt trip to a variety of countries without leaving the comfort of home!** Journey with our May speaker Luana Rubin as she takes all of us on a trip of inspiration around the world with her presentation, “*International Quilt Trends for 2022*” on Saturday, May 21. Luana is the co-owner and president of *eQuilter.com* in Boulder, Colorado, and has worked as a designer in the quilt, textile, and garment industries since 1980.

Become immersed in various cultures as Luana shares over 200 quilt images featuring trends in contemporary quilt making. These images speak of how quilters in different countries use topics such as the pandemic and climate change, as well as their own cultures as inspiration for unique works of art. She will discuss how the minimalism of “Modern Quilting” continues to expand and change as a design trend. Color trends and techniques will be discussed in this review of quilt art trends over the last year, with a look to future trends for quilt making as we hopefully emerge from the pandemic. Luana includes quilts from virtual and in-person exhibits

from around the world. Be sure to bring a notebook to jot down ideas for your next year of quilt making adventure!

Luana is a Bernina Ambassador, and a chairholder in the Color Marketing Group, an international color forecasting association.



She is a textile design consultant, and has designed for Robert Kaufman, Timeless Treasures, and other quilt fabric companies over her 23 years in the quilt industry. *eQuilter.com* has their own exclusive line of digital-printed fabrics, and Luana is one of the industry experts on digital textile design.

After receiving a degree in Fashion Design at FIDM/LA, she worked as an import

designer in Los Angeles, Hong Kong and New York. Upon discovering the quilting world in 1990, she and her husband Paul started *eQuilter.com* in the basement of their home in 1999. *eQuilter.com* is a sponsor of quilt exhibitions, contests, and quilt museums in the US and around the world. *eQuilter.com* also donates 2% of sales to charity, and has raised over \$1.9 million for a variety of international non-profits.

Luana and *eQuilter.com* have been profiled in many US and international magazines, and she is a frequent guest on PBS’ quilting shows *Quilting Arts TV* and *Fresh Quilting*. Her *Flickr* photo pages have over 17,000 photos from quilt shows and travels around the world, with over 18 million views. She has traveled to 49 countries, and given trend lectures in Asia, Australia, New Zealand, South Africa, Canada, Mexico, France, Russia, and the UK. She was also the recipient of CQC’s Outreach Award in 2019.

Luana lives in Boulder, CO with her husband and business partner Paul, their 2 Golden Retrievers and 3 rescue cats, next to Celestial Seasonings Tea Factory.



# *Making Quilting Memories* by Our Guest Host for the May Meeting

I'm Karen Hadfield, the happily self-described "CQC Cheerleader!" My introduction to the Colorado Quilting Council began in 1995, when I went to the State Capitol in Denver. I was truly mesmerized by the beautiful quilt show on display! Fast forward to today as Karma interceded, I'm proud to be hosting the May 2022 General Meeting.

I've been an active member of the Colorado Quilting Council since 1996. By that, I mean I've worn many hats serving on the Board over the years.

- Chairwoman & Co-Chair/Coordinator of Capitol Quilt Shows in 2007, 2009 & 2011
- Hall of Fame honoree, inducted 2011
- President 2013
- Past President 2014 – 2020.
- Project Director of 2015 Dear Dawn/Dear Jane CQC Members Quilt
- Fall Retreat Chair 2017 & 2018
- Raffle Quilt Ticket Sales with Maryann Ray 2021 & 2022



July 2015 Presentation of "Dear Dawn/Dear Jane" CQC Members Quilt



**Karen Hadfield**  
**CQC May Meeting Host**

Prior to beginning this CQC Volunteer work I was the proprietor of "The Quilted Cottage" in Monument 1997 to 2004, where we routinely showcased/sold tickets for the Raffle Quilts to the public. TQC supported QAF as a Vendor in the early 2000's.

Throughout my 25+ years as a member, I've had the opportunity to meet many talented artists, take a variety of interesting classes, and most importantly found lasting friendships.



## June Workshop

**"Wicked Wahini"** with Linda J. Hahn  
Sunday, June 26, 9-4 MST  
Location: The Fountains, Community Room  
Address: 6440 Youngfield St, Arvada, CO 80004

☐ **Cost \$65**

Order the kit:

<https://www.froghollowdesigns.com/store-detail.php?cat=24&ID=0>

**Note:**

This class will be taught in person ONLY. To take the class, you must be a CQC member.

### CLASS:

This version of *Wicked Wahini* is a **WORKSHOP EXCLUSIVE** design and is not available in any book or commercial pattern. Back in Linda's teaching schedule by popular demand, this is her best-selling workshop. Students will learn how to piece the New York Beauty blocks using just ONE PIN and have them come out perfect in the *first* attempt! These New York Beauty blocks will then be incorporated into a larger quilt block for a dynamic wall quilt. This design looks fabulous in pretty much any colorway or fabric collection.

**Kits must be ordered no later than Saturday, June 11, 2022, to ensure availability.** The required kit includes foundation paper (that remains in the quilt), custom acrylic template, re-usable foundation piecing stencil, and a full color pattern. **Kits will be distributed at the class.**

Name
Street Address
City, State, Zip
Phone
Email Address
Workshop(s)

To pay by credit card and to register online visit [www.coloradoquiltingcouncil.com/workshops](http://www.coloradoquiltingcouncil.com/workshops). Email questions to Chris at [chriscqc@gmail.com](mailto:chriscqc@gmail.com).

**To register for workshops, complete the form above, make check payable to CQC and mail to:**  
**Colorado Quilting Council, P.O. Box 295, Wheat Ridge, CO 80034-0295.**

The workshop price for CQC members is listed above. Non-members, add \$30 for the first workshop, then each additional workshop is the price shown above for the next 12 months. Non-member fees include a \$30 one-year CQC membership.

**Refund policy:** If written notification of cancellation is received 30 days in advance, a full refund (minus a \$3 handling fee) will be returned to you. If less than 30 days in advance, a refund (minus the \$3 handling fee) will be given only if the workshop space can be filled from the waiting list. If the workshop is canceled by CQC, you will be notified as soon as possible, and a full refund will be given.

**Register for  
Workshops**



# Meeting and Workshop Schedule

All Meetings in person at Waterstone Church, Littleton, CO

Zoom link is also available for those that cannot attend in person.

Month	Speaker	Lecture	Workshop
<b>May</b>	Luana Rubin equilter.com	“International Quilt Trends 2022” with Luana Rubin 10 a.m. Saturday, May 21	No class in May
<b>June</b>	Linda J. Hahn froghollowdesigns.com	“New York Beauty State of Mind” with Linda J. Hahn 10 a.m. Saturday, June 25	“Wicked Wahini” with Linda J. Hahn Sunday, June 26
<b>July</b>	Sarah Goer sarahgoerquilts.com	“Rules and Options to Improv Piecing” with Sarah Goer 10 a.m. Saturday, July 23	“Building an Improv Toolkit” with Sarah Goer Sundays, July 24 and July 31
<b>August</b>	Rhonda Denney rhondadenney.com	“Pigment Patchwork” with Rhonda Denney 10 a.m. Saturday, August 27	“Pigment Patchwork” with Rhonda Denney Sunday, August 28
<b>September</b>	<b>Quilt-a-Fair, Boulder County Fairgrounds</b>		
<b>October</b>	Team Tobisch kathysquiltshop.com/team-tobisch	“Prepare Yourself for Sewing” with Team Tobisch 10 a.m. Saturday, October 22	“Precision Piecing” with Team Tobisch Sunday, October 23
<b>December</b>	Cyndi McChesney cedarridgequilting.com	“Panel Palooza” with Cyndi McChesney 10 a.m. Saturday, December 3	“Panels” with Cyndi McChesney

## Celebrate Quilting! at Quilt-a-Fair with a KIDS Quilt Show

This year’s quilt show theme of “*Celebrate Quilting*” is extra special because it will showcase KIDS QUILTS in a very special exhibit! For the very first time at our annual Quilt Show & Vendor Market, there will be a display of quilts made by young quilters! The QAF Committee is honored to be partnering with the Rocky Mountain Quilt Museum for this event, to highlight up and coming quilters of Colorado! Thanks to RMQM’s “Summer Kids’ Kamps,” there are opportunities for kids aged 18 and younger to experience quilt making. These “Kampers” will be invited to enter their quilts into this fabulous show.

### A Call Out for CQC KIDS ENTRIES!

This special KIDS exhibit is not limited to just RMQM’s “Kampers” however! As a CQC member, if you have a child, grandchild, God-child or some special young person you are encouraging to learn to quilt, you have an opportunity to assist them in entering a quilt into this non-judged show. The KIDS Quilt Show entry form is in this issue, and we encourage you to talk with your “kids”, fill out the form with them, and send it in! Then plan on “bragging rights” when you see their quilt on display, September 22-24!

There is more planning in the works for kids’ activities and opportunities at *Quilt-a-Fair*! If you are interested in serving on this sub-committee for the KIDS Quilt Show and Activities, please contact:

Penny Christensen – Co-Chair — 303-947-7834

[pichristensen@hotmail.com](mailto:pichristensen@hotmail.com)

Scotti McCarthy – Co-Chair — 303-898-1959

[scottimc@centurylink.net](mailto:scottimc@centurylink.net)

Betty Andrews – Kids’ Hands-On Activities— 720-662-4565

[bettyandrews87@yahoo.com](mailto:bettyandrews87@yahoo.com)

For event questions or to get involved with the *Quilt-a-Fair* Committee, please contact:

Dawn Mills – Chairperson—303-929-8543

[cqcquiltfair@gmail.com](mailto:cqcquiltfair@gmail.com)

## Caring For Our Members

It is with heavy hearts that we share the following news about a long-time member. Ruth Warren Johnson's husband Bill has passed away in Holdrege, Nebraska. Ruth is the previous co-owner and owner of Ruth's Stitchery in Colorado Springs.

**Cards may be sent to her at 4116 W. 18th Ave., Holdrege, NE 68949.**

Do you know someone who is recovering from surgery, illness or loss of a loved one? As members of CQC, we are a close community. Please let Pat MacMillan, CQC Corresponding Secretary, know if you, or a CQC friend needs a card of encouragement or condolence. Contact Pat at [pmacmillan.q@gmail.com](mailto:pmacmillan.q@gmail.com). It is important to support others and show we care during the difficult times we are living through.

**Call or visit a friend today!**

# Celebrate Kids Quilting!

## 2022 Kids Quilt Show Entry Form

Quilts may be any color, any pattern  
and *must be fun!*

*Complete one form for every quilt entered.*

Complete this portion of the form, cut on marked line and mail,  
email or hand deliver this *upper portion* by August 1st, 2022 to:

Penny Christensen, Co-Chairperson  
11020 W. Park Range Road  
Littleton, CO 80127  
pichristensen@hotmail.com ♦ (303) 947-7834

Name \_\_\_\_\_ Age \_\_\_\_\_

Address \_\_\_\_\_

City \_\_\_\_\_ State \_\_\_\_\_ Zip \_\_\_\_\_

Phone \_\_\_\_\_

Cell \_\_\_\_\_

Email \_\_\_\_\_

On the back of this form (100 words or less), please tell us  
about your quilt. Include information such as the name of  
your quilt; the name of the pattern and designer (if you  
know this); who made the quilt; if machine stitched or  
hand stitched; who quilted or tied it; if machine quilted or  
hand quilted or tied; date completed; **and most im-  
portantly WHAT inspired you to make this quilt!** Add  
anything else interesting about this quilt that you want  
people to know about your experience making it!

**Make and keep a copy of this  
entire form before submitting.**

← Cut here →

**This portion of the form must be pinned to the  
outside of the quilt bag when delivering the quilt.**

**One form must be attached to every quilt entered.**

**Note: All quilts must be in a cloth bag like a pillow case.**

Name \_\_\_\_\_ Age \_\_\_\_\_

Address \_\_\_\_\_

City \_\_\_\_\_ State \_\_\_\_\_ Zip \_\_\_\_\_

Phone \_\_\_\_\_

Cell \_\_\_\_\_

Email \_\_\_\_\_

**QUESTIONS? Contact Our Kids Show Coordinators - Penny Christensen ♦ pichristensen@hotmail.com ♦  
(303) 947-7834 OR Scotti McCarthy ♦ scottimc@centurylink.net ♦ (303) 898-1959**

**Quilt Show Co-Sponsored by The Colorado Quilting Council & The Rocky Mountain Quilt Museum  
Learn More at [www.coloradoquiltingcouncil.com](http://www.coloradoquiltingcouncil.com) and [www.rmqm.org](http://www.rmqm.org)**

# Quilt~a~Fair

## Sept 22-24

### at the Boulder County Fairgrounds, Boulder, CO

Official Use Only—Entry # \_\_\_\_\_

#### QUILT INFORMATION:

Quilt Name \_\_\_\_\_

Size: Length \_\_\_\_\_ Width \_\_\_\_\_

**Please attach an identification label (paper or fabric with safety  
pins) on back of quilt with maker's name and quilt name.**

All quilts must be delivered no later than August 31st, 2022.

#### Select Quilt Drop Off Location:

\_\_\_\_\_  
Stitches Quilt Shop (970) 541-1520  
1479 W. Eisenhower Blvd  
Loveland, CO 80549  
\_\_\_\_\_  
Ruth's Stitchery (719) 591-1717  
4440 Austin Bluffs Parkway  
Colorado Springs, CO 80918  
\_\_\_\_\_  
Creative Needle (303) 794-3312  
6905 S Broadway #113  
Littleton, CO 80122  
\_\_\_\_\_  
Golden Quilt Co (303) 277-0717  
1108 Washington Ave  
Golden, CO 80401

\_\_\_\_\_  
At the CQC general meeting in July  
(at Waterstone Community Church)  
\_\_\_\_\_  
At the CQC general meeting in August  
Waterstone Community Church  
5890 S. Alkire St  
Littleton, CO 80127  
\_\_\_\_\_  
At the Rocky Mountain Quilt Museum  
200 Violet Street #150  
Golden, CO 80401

I understand that the QAF show committee reserves the right to display the  
quilts in any manner it deems necessary, and by entering the exhibit I am  
giving my tacit approval. I allow my quilt to be photographed during the  
show. I understand that no responsibility for loss or damage to my entry will  
be assumed by CQC, its officers, agents or volunteers. CQC will take all rea-  
sonable precautions to protect my entry.

Kid's Signature: \_\_\_\_\_ Date: \_\_\_\_\_

Parent Signature: \_\_\_\_\_ Date: \_\_\_\_\_

#### QUILT INFORMATION:

Quilt Name \_\_\_\_\_

Size: Length \_\_\_\_\_ Width \_\_\_\_\_

#### Quilt Pickup Arrangements:

\_\_\_\_\_  
I will pick up my quilt at Boulder County Fairgrounds on Saturday,  
Sept 24th, beginning no earlier than 3:30pm up until 4:30pm.

\_\_\_\_\_  
I declare \_\_\_\_\_ will pick up my quilt at Boulder  
County Fairgrounds on Saturday, Sept 24th beginning no earlier  
than 3:30pm up until 4:30pm.

\_\_\_\_\_  
I will pick up my quilt at Rocky Mountain Quilt Museum.

\_\_\_\_\_  
I declare \_\_\_\_\_ will pick up my quilt at  
Rocky Mountain Quilt Museum.

\_\_\_\_\_  
I will pick up my quilt at the location where it was delivered.

\_\_\_\_\_  
Mail my quilt to my home address.

(I have included \$35 for postage.)



# Celebrate Quilting!

## 2022 Quilt Show Entry Form

(Entries are limited to CQC Members only\*)

Quilts may be any color, any pattern (and must be fun!);  
only square or rectangular shapes (no round quilts).

*One form must be submitted for every quilt entered.*

Complete this portion of the form and mail, email or hand deliver by August 1st, 2022 to:

Katie Melich, Chairperson  
678 W Birch Ct  
Louisville, CO 80027  
ktmelich@gmail.com ♦ (303) 562-4563

Name \_\_\_\_\_

Address \_\_\_\_\_

City \_\_\_\_\_ State \_\_\_\_\_ Zip \_\_\_\_\_

Phone \_\_\_\_\_

Cell \_\_\_\_\_

Email \_\_\_\_\_

**Please include a non-refundable entry fee of \$10.00 per quilt.  
Make check payable to CQC.**

Estimated value \$ \_\_\_\_\_. This amount may not exceed \$250 for twin, \$500 for larger quilts, unless accompanied by a written appraisal by a Certified Appraiser.

On the back of this form (100 words or less), please include a brief description of the quilt with the following information: Quilt size, pattern name/designer; person(s) who made the quilt; if pieced by machine, hand or both; person(s) who quilted it; if quilted by machine, hand or both; and date completed. Add other interesting information.

**Make a copy of this entire form before submitting.**

# Quilt~a~Fair Sept 22-24

Official Use Only—Entry # \_\_\_\_\_

## QUILT INFORMATION:

Quilt Name \_\_\_\_\_

Size as it hangs: Horizontal \_\_\_\_\_ Vertical \_\_\_\_\_  
(Quilt needs to be "bed size", not less than 60", not longer than 120" per side)

**Quilt must have an identification label on back of quilt—maker's name or owner, title and date made.**

All quilts must be delivered no later than August 31st, 2022.

## Select Quilt Drop Off Location:

_____ Stitches Quilt Shop (970) 541-1520 1479 W. Eisenhower Blvd Loveland, CO 80549	_____ Katie Melich's home (303) 562-4563 678 W. Birch Ct Louisville, CO 80027
_____ Ruth's Stitchery (719) 591-1717 4440 Austin Bluffs Parkway Colorado Springs, CO 80918	_____ At the CQC general meeting in July (at Waterstone Community Church)
_____ Creative Needle (303) 794-3312 6905 S Broadway #113 Littleton, CO 80122	_____ At the CQC general meeting in August Waterstone Community Church 5890 S. Alkire St Littleton, CO 80127
_____ Golden Quilt Co (303) 277-0717 1108 Washington Ave Golden, CO 80401	

I understand that the QAF show committee reserves the right to display the quilts in any manner it deems necessary, and by entering the exhibit I am giving my tacit approval. I allow my quilt to be photographed during the show. I understand that I am responsible for my own insurance. I understand that no responsibility for loss or damage to my entry will be assumed by CQC, its officers, agents or volunteers. CQC will take all reasonable precautions to protect my entry.

Signature: \_\_\_\_\_ Date: \_\_\_\_\_

← Cut here →

**This portion of the form must be pinned to the  
outside of the quilt bag when delivering the quilt.**

**One form must be attached to every quilt entered.**

**Note: All quilts must be in a cloth bag like a pillow case.**

Name \_\_\_\_\_

Address \_\_\_\_\_

City \_\_\_\_\_ State \_\_\_\_\_ Zip \_\_\_\_\_

Phone \_\_\_\_\_

Cell \_\_\_\_\_

Email \_\_\_\_\_

## QUILT INFORMATION:

Quilt Name \_\_\_\_\_

Size as it hangs: Horizontal \_\_\_\_\_ Vertical \_\_\_\_\_  
(Quilt needs to be "bed size", not less than 60", not longer than 120" per side)

## Quilt Pickup Arrangements:

\_\_\_\_\_ I will pick up my quilt at Boulder County Fairgrounds on Saturday, Sept 24th, beginning no earlier than 3:30pm up until 4:30pm.

\_\_\_\_\_ I declare \_\_\_\_\_ will pick up my quilt at Boulder County Fairgrounds on Saturday, Sept 24th beginning no earlier than 3:30pm up until 4:30pm.

\_\_\_\_\_ I will pick up my quilt at Katie Melich's home.

\_\_\_\_\_ I declare \_\_\_\_\_ will pick up my quilt at Katie Melich's home.

\_\_\_\_\_ I will pick up my quilt at the location where it was delivered.

\_\_\_\_\_ Mail my quilt to my home address.  
(I have included \$35 for postage along with my entry fee.)

Welcome back to our mystery quilt! Are you ready for the *final* clue?

### Clue 4 Plan

This month we are going to make our blocks and put our quilt together.

### Cutting Instructions are for: Square/Lap (Queen)

Fabric G - dark red pink, cut: using the leftover strips from Clue 3, plus 6 (9) strips  $2\frac{1}{2}"$  x WOF - sub cut into: 8 (18) squares  $2\frac{1}{2}"$  x  $2\frac{1}{2}"$ .

Piece the remainder of the strips together diagonally across the short ends, and sub cut into the inner borders. For the Square/Lap quilts, cut 4 borders  $2\frac{1}{2}"$  x  $48\frac{1}{2}"$  and for the Queen quilt, cut 4 borders  $2\frac{1}{2}"$  x  $72\frac{1}{2}"$ .

Fabric H - medium pink, using the leftover strips from Clue 3, plus cut 0 (1) strip  $2\frac{1}{2}"$  x WOF - sub cut into: 8 (18) squares  $2\frac{1}{2}"$  x  $2\frac{1}{2}"$ .

Fabric D - medium light blue, middle border for the Square and Lap quilts, cut 6 strips  $2\frac{1}{2}"$  x WOF. Piece strips together diagonally across the short ends and cut into 4 borders  $2\frac{1}{2}"$  x  $52\frac{1}{2}"$  and cut 4 squares  $2\frac{1}{2}"$  x  $2\frac{1}{2}"$ .

Additionally, for the Lap quilt only, cut 4 strips  $1\frac{1}{2}"$  x WOF and piece together diagonally across the short ends and cut into 2 borders  $1\frac{1}{2}"$  x  $64\frac{1}{2}"$ .

For the Queen quilt cut 9 strips  $2\frac{1}{2}"$  x WOF. Piece strips together diagonally across the short ends and cut into 4 borders  $2\frac{1}{2}"$  x  $76\frac{1}{2}"$  and cut 4 squares  $2\frac{1}{2}"$  x  $2\frac{1}{2}"$ .

Fabric L - outer border for the Square and Lap quilts, cut 7 strips  $4\frac{1}{2}"$  x WOF. Piece strips together diagonally across the short ends and cut into 2 side borders  $4\frac{1}{2}"$  x  $56\frac{1}{2}"$ , 2 top and bottom borders  $4\frac{1}{2}"$  x  $64\frac{1}{2}"$  and 4 squares  $2\frac{1}{2}"$  x  $2\frac{1}{2}"$ .

Additionally, for the Lap quilt only, cut 4 strips  $5\frac{1}{2}"$  x WOF and piece together diagonally across the short ends and cut into 2 borders  $5\frac{1}{2}"$  x  $64\frac{1}{2}"$ .

For the Queen quilt cut 11 strips  $6\frac{1}{2}"$  x WOF. Piece strips together diagonally across the short ends and cut into 2 side borders  $6\frac{1}{2}"$  x  $80\frac{1}{2}"$ , 2 top and bottom borders  $6\frac{1}{2}"$  x  $92\frac{1}{2}"$  and 4 squares  $2\frac{1}{2}"$  x  $2\frac{1}{2}"$ .

Binding - cut: 7 (8) (10) strips  $2\frac{1}{4}"$  x WOF. Piece strips together diagonally across the short ends and fold in half for double fold binding.

Backing: For the Square quilt, cut 2 pieces  $73"$  x  $73"$ . For the Lap quilt, cut 2 pieces  $85"$  x  $73"$  wide x  $85"$  long. For the Queen quilt, cut 3 pieces  $101"$  x WOF; piece together and trim into a backing  $101"$  x  $101"$ .

### Blocks

We will be making 2 blocks - Block 1 uses section 2G and 2H, and Block 2 uses sections 2G, 2H and 2GH.

### Block 1

1. Refer to **Diagram 1** and sew 2 fabric G and 2 fabric H  $2\frac{1}{2}"$  squares into a 4-Patch unit. Press to fabric G squares. Swirl the center seam of a 4-Patch unit to help the block to lay flat. 4-Patch units should measure  $4\frac{1}{2}"$  x  $4\frac{1}{2}"$ . Make 4 (9) 4-Patch units.

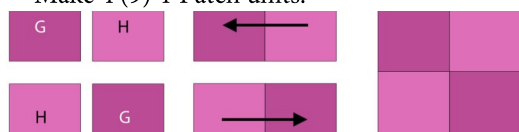


Diagram 1

2. Refer to **Diagram 2** and sew a Section 1 unit to both sides of the 4-Patch unit. The I/J FG unit should be next to the 4-Patch unit. Press towards the 4-Patch unit. Center row should measure  $4\frac{1}{2}"$  x  $24\frac{1}{2}"$ .

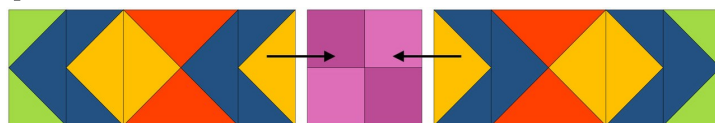


Diagram 2

3. Refer to **Diagram 3** and sew a Section 2G to the left side of a Section 1 unit, then sew a rotated section 2H to the other side. Press away from the Section 1. Row should measure  $10\frac{1}{2}"$  x  $24\frac{1}{2}"$ . Make a total of 6 (16) rows.

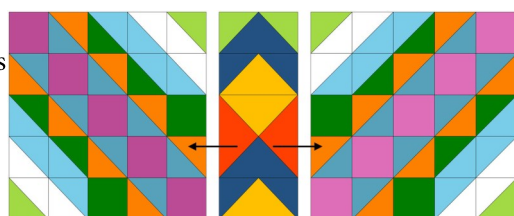


Diagram 3

4. Refer to **Diagram 4** and sew the rows from Step 3 to the top and bottom of the center row from Step 2. Block should measure  $24\frac{1}{2}"$  x  $24\frac{1}{2}"$ . Make 2 (7) of Block 1.




Diagram 4

### Block 2

5. For *all* sizes, refer to **Diagram 5** and follow Steps 2 – 4 to make: 2 of Block 2 using 2 of section 2G, 1 of section 2H and 1 of section 2GH. **NOTE:** do NOT use both of the section 2GH in the same block. Section 2GH should be in the upper right corner of each block. Blocks should measure  $24\frac{1}{2}"$  x  $24\frac{1}{2}"$ .




Diagram 5

### Quilt

6. Refer to **Diagram 6** (facing page); Square quilt is pictured. Sew the blocks into rows, and then sew the rows together. The Square and Lap quilts will have 2 rows with 2 blocks in each row. The Queen quilt will have 3 rows with 3 blocks in each row.

**NOTE:** the 2 blocks with the Section 2GH should be the block in the *upper right* of row 1 and *rotated* in the *lower left* of the bottom row.



# Mystery Quilt (Continued from page 6)

Diagram 6 - quilt assembly diagram - Square quilt pictured




Diagram 6

7. Sew a fabric G border to both sides of the quilt. Press to the borders. Sew a fabric D  $2\frac{1}{2}$ " square to both ends of the 2 remaining fabric G borders. Press to fabric G. Sew the borders to the top and bottom of the quilt top.

8. Sew a fabric D border to both sides of the quilt. Press to border. Sew a fabric L

$2\frac{1}{2}$ " square to both ends of the 2 remaining fabric D borders. Press to fabric D. Sew borders to the top and bottom of the quilt top.

9. Sew a short fabric L border to both sides of the quilt. Press to fabric L border. Sew a long fabric L border to the top and bottom of the quilt top. Press to fabric L border. The Square and Lap quilts should measure  $64\frac{1}{2}$ " x  $64\frac{1}{2}$ ". The Queen quilt should measure  $92\frac{1}{2}$ " x  $92\frac{1}{2}$ ". For the Square and Queen quilts, it is time to skip ahead to Step 11. For the Lap quilt, move onto Step 10.

10. Refer to **Diagram 7**. Sew a fabric D  $1\frac{1}{2}$ " x  $64\frac{1}{2}$ " border to the top and bottom of the quilt. Press to fabric D. Sew a fabric L  $5\frac{1}{2}$ " x  $64\frac{1}{2}$ " border to the top and bottom of the quilt. Press to fabric L. Lap quilt top should measure  $64\frac{1}{2}$ " x  $76\frac{1}{2}$ ".

11. Layer your quilt top with batting and backing, baste and quilt as desired. Once done, bind with your binding strips. Ta-done!

I hope you enjoyed this Mystery Quilt-Along. I would love to see your quilts! Email me at: <https://katecollerandesigns.com/contact-us/>

Happy Quilting!

Kate

Diagram 7 - lap quilt assembly diagram




Diagram 7

## 2022 CQC Raffle Quilt

### "Circular Fascination" 72" x 84"

The Colorado Quilting Council proudly presents the 2022 Raffle Quilt appropriately named "Circular Fascination." The quilt top was made by Glenda Brown. It's a BOM pattern by Cheryl Malkowski, Cheryl Rose Creations/Timeless Treasures ©Juniper Metallics fabrics. It was longarm machine quilted by Cyndi McChesney at [www.CedarRidgeQuilting.com](http://www.CedarRidgeQuilting.com).

Don't miss your opportunity to win ownership of this wonderful quilt. Please continue to support CQC by selling and purchasing your raffle tickets. Tickets are \$1.00 each or six for \$5.00. Additional tickets are available upon request. Email or call to request more tickets.

Thank you for your interest in supporting Colorado Quilting Council. Look for more information and updates on the CQC website at [www.coloradoquiltingcouncil.com](http://www.coloradoquiltingcouncil.com).



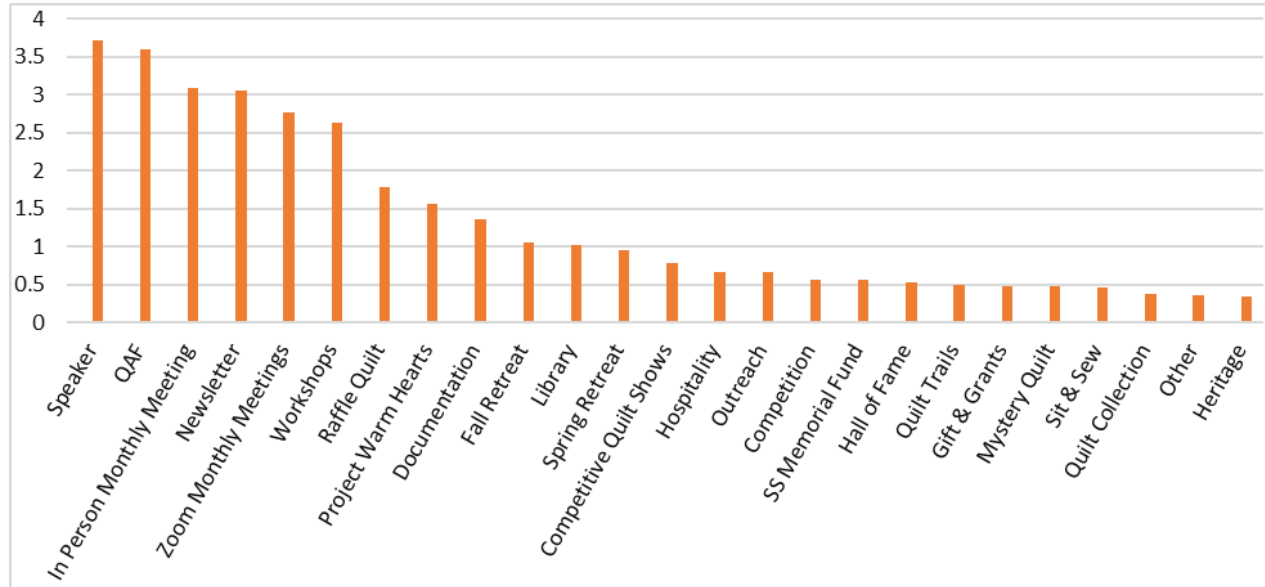
Above: Circular Fascination (72" x 84") by Glenda Brown. Pattern: BOM pattern by Cheryl Malkowski. Quilted by Cyndi McChesney.

Drawing held 12:00 p.m, Saturday, December 3, 2022.  
Waterstone Community Church, 5890 S. Alkire, Littleton, Colorado 80127  
You need not be present to win. State License #2022-17326  
Maryann Ray and Karen Hadfield, raffle quilt chairs. Email: [cqcraffletix@gmail.com](mailto:cqcraffletix@gmail.com)  
Phone: 303-798-4362

# Survey Results & Proposed Future Plans..... Compiled by Carol Cook

We received 256 survey responses which makes it clear that our members care deeply about continuing CQC. The numerous and thoughtful responses are highly appreciated, and we could tell that much time was taken to provide actionable responses. All the written responses have been reviewed by the Steering Committee and are available for the Board members to review as well. Below is a graph of the average scores for each of the CQC activities on the survey.

In reviewing the written responses, the Steering Committee was impressed by the extent that CQC plays a special role in the Colorado quilting community. As a state-wide organization there are several capabilities that only CQC can provide. Included on the next page are a few of the written comments which were used to create the proposed future plans. We'd like to emphasize that these are proposed. Our membership will help determine the way forward and we welcome your continued input either during our monthly meetings or by emailing comments to [cqcsteeringcommittee@gmail.com](mailto:cqcsteeringcommittee@gmail.com).



Another key point is that any future plans are dependent on members stepping forward to serve as President and other open positions on the Board. Without these positions filled, CQC will not be able to continue its operations. The Steering Committee is a temporary way to fulfill the duties of the President during the present and is not sustainable long term.

We kept our CQC Mission statement at the forefront of our discussions about the future of CQC. We want to focus our activities on those that are clearly related to our mission and can be successfully accomplished by an organization of less than 400 members. Based on the written comments and activity scores in the survey, **we are proposing our future activities be focused on:**

- Being a "Council" by bringing together local guilds and providing state-wide information
- Removing duplication of efforts with local guilds who are also struggling to get volunteers for their needs
- Providing unique state-wide activities focused on the CQC Mission

With this in mind, we are proposing to continue several activities which meet the criteria above. We realize that some of these activities scored lower than other activities; however, we did not rely only on the scores but on the written comments as well. Over the next several months, changes may be proposed for some of these activities if needed.

## Please consider supporting these key activities:

- |                                      |                   |
|--------------------------------------|-------------------|
| ~Quilt-a-Fair                        | ~Hall of Fame     |
| ~Raffle Quilt                        | ~Quilt Trails     |
| ~Documentation                       | ~Gifts & Grants   |
| ~Library                             | ~Quilt Collection |
| ~Outreach                            | ~Heritage         |
| ~Competition                         |                   |
| ~Shirley Sanden Memorial Scholarship |                   |

## Additionally, these are some activities that we are proposing be continued with modifications:

- Meetings, Speakers & Workshops: We are recommending we continue hybrid meetings and transition to quarterly meetings starting in 2023, held in February, April, and July on the fourth Saturday of the month, and December on the first Saturday of the month. Hybrid meetings allow more participation from our remote members while also providing an in-person experience for those able to attend. There were many written comments indicating our members prefer the ability to attend remotely via Zoom when it makes sense.
- We are recommending that additional activities be considered as determined by our membership for months when general meetings are not held. Some possibilities are sit and sews, special workshops, trips to quilt shows and museums, etc.
- Newsletter: Our members indicate strong support for continuing the newsletter along with refocusing it to include more activities sponsored by local guilds and other quilt-related organizations. For example, members would like to know when a guild in another city is holding a quilt show which they might like to attend. We are proposing that our newsletter be provided only on-line starting in 2023. There are fewer members each year that request a printed newsletter and it requires two different layouts by our newsletter editor. Some board members have indicated that they're willing to help any members which have a hardship in accessing an on-line newsletter, if needed.
- Hospitality: While it is scored in the lower half of the survey activities, several written comments indicate the desire to reinstitute in-person and Zoom greeters to assist members at our meetings. We would like to also ask for volunteers to help at the Registration table and other committee tables during general meetings. This will ensure new and returning members feel welcome and learn about the many different aspects of CQC.



Written comments indicate that CQC should consider eliminating our activities that duplicate our local quilt guilds activities. Links to the local guilds' activities could be provided in the newsletter and our website. This is one way to use our limited resources to focus on our unique state-wide capabilities. We realize that some of these activities score higher than those proposed to be continued, but sometimes hard decisions need to be made when there are limited resources. Again, our membership will help determine our way forward. The activities that we feel should be considered for elimination include:

- Project Warm Hearts
- Fall Retreat
- Spring Retreat
- Mystery Quilts
- Sit and Sews

We are also proposing some new activities be considered in the future to help strengthen our quilting community based on written responses. These include providing support to our local quilt guilds. This could include providing training to guild leaders on the requirements for non-profit leadership and accounting, assisting in the start-up of new guilds, and other assistance which guilds may request. CQC may need to consider creating a Local Guild Coordinator position(s) to provide outreach to the guilds. We recognize the need to increase our outreach to young people and are proposing CQC consider creating a Youth Coordinator position(s) as well. We already are planning a youth quilt show as part of Quilt-a-Fair this year to start the outreach to younger quilters.

There were many written responses indicating members would like to have CQC sponsor a state-wide quilt show, as was previously done. This will require a strong volunteer chairman with a significant number of able volunteers to assist. Ideas which could be considered are expanding the Quilt-a-Fair quilt show or having a separate quilt show in the spring. This show could possibly be annual or bi-annual with both competitive and non-competitive options. An appropriate venue will need to be identified, as using the Colorado Capitol is no longer an option.

We are preparing a list of members who indicated their interest in supporting our committees and this will be provided to the Board members soon. However, in creating this proposal for the future of CQC, it became increasingly clear that the future planning requires the leadership of a CQC President for 2023 to be successful. It is imperative that this position be filled no later than June 1, 2022, for CQC to continue. We need your help, as we're sure you've heard before. We believe we are now at the cliff's edge and without this key position filled, we will have to start the lengthy process of dissolving CQC.

We'd like to emphasize again that these plans are proposed. We realize that there is a great deal of information in this article to process and it will take time. Our membership will help determine the way forward and we welcome your continued input either during our monthly meetings or by emailing comments to [cqcsteeringcommittee@gmail.com](mailto:cqcsteeringcommittee@gmail.com).

#### Some Sample Written Responses:

- I think we need to choose 5-6 projects and focus on doing those really well.
- Keeping Colorado quilters connected. This could be done by meeting quarterly instead of monthly.
- I'd like to see it as a backup and assist to the various local quilt guilds.
- I think the Competition Committee is valuable in the Colorado Fairs and other competitions in promoting quilting in the rural and metropolitan areas alike.
- I would like to see CQC expand and have a youth membership opportunity.
- I would love to see us be able to host a quilt show like we did in Estes Park years ago.
- The biggest challenge to CQC is the competition for member participation with local quilt guilds.
- CQC could focus on state-wide events, and limit monthly meetings to quarterly.
- I love the online workshops that are now available, and the ability to "attend" talks and workshops remotely.
- CQC should focus on the areas that are uniquely different from local quilt guilds. Our uniqueness is QAF, Competition, Statewide Quilt show, and Documentation.
- Working together with local guilds, CQC would be viewed as bringing value to guilds and to quilters in Colorado. Perhaps there could be a quarterly or semi-annual meeting to discuss how best CQC can support local guilds and how local guilds can support CQC.
- Documentation activities and the competition committee activities are quite important for both promoting quilting in communities and in preserving the heritage of quilting in Colorado. These would be more difficult to accomplish within a local guild.
- There are several functions that might best be left to local guilds, e.g., library, mystery quilt, outreach/charity quilts, retreats, scholarships, maybe even gifts and grants.

### Call for Nominations Deadline June 1, 2022 – Critical Elected Position

These Survey Results and Proposed Plan will be accomplishable *ONLY* if the crucial leadership position of **President** is filled by a member stepping forward to take on this role.

**There are several other key positions and committee chairs that must also be filled.**

Contact the Steering Committee for more details on these positions and chairs.

The Steering Committee recommends that if this key position does not have a nominee by June 1, then CQC should be dissolved. This is a serious recommendation, given much contemplation.

***The Steering Committee believes leadership must be in place for there to be a future for CQC.***

Now is the critical moment for all members to evaluate their talents and abilities and speak with the Steering Committee about their future involvement with CQC.

**For CQC's mission to continue, WE NEED YOU!**

# Project Warm Hearts Current Block — Modified Album Square Block

By Betsy Stewart

This block is a modified version of the Album Square block published in the Bonnie Hunter "Addicted to Scraps" section of *Quiltmaker* magazine. The original block has small squares set into the background triangles, but those have been eliminated to simplify the construction. This block is also documented in Barbara Brackman's *Encyclopedia of Pieced Quilt Patterns* as having been published in *Quilter's Newsletter Magazine* (Heirloom Plastics Catalog).

## Block Directions

This block finishes at 12" x 12" in the quilt. This means that the block submitted must measure 12½" x 12½". The center square is made from red fabric. Color 1 is used for the four squares surrounding the center square. Color 2 and the background fabric are used to make the half square triangles in the corners. A variety of print or colored fabrics may be used when making multiple blocks.

## Cutting

- Red fabric - cut one 4½" x 4½" square
- Color 1 fabric - cut four 4½" x 4½" squares
- Color 2 fabric - cut two 47/8" x 47/8" squares\*\*
- Background fabric - cut two 47/8" x 47/8" squares\*\*

\*\*Optional cutting - cut a 5" square and trim the half square triangle (HST) unit to a 4½" square

## Assembly

**Step 1** – Draw a diagonal line on the wrong side of the background 47/8" squares.

**Step 2** – Place each background 47/8" square and each Color 2 - 47/8" square right sides together.

**Step 3** – Stitch ¼" away from the drawn diagonal line on both sides of the line on each unit.



**Step 4** – Cut on the drawn lines.

**Step 5** – Press the triangles open, pressing toward the Color 2 fabric. At the end of this step, you will have four HST blocks.



**Step 6** – Referring to the picture, align the blocks in three rows. The top and bottom rows will have the HST blocks on the outside with the background fabric toward the center of the block,

and the Color 1 square in the center. The middle row will have the Color 1 blocks on the outside with the red square in the center.

**Step 7** – Sew the rows together and then join each row to form the block. Press the top and bottom rows toward the square in the center and the middle row toward the Color 1 squares. The block is now complete and measures 12½" x 12½".



**The Project Warm Hearts quilt for April was awarded to Rhonda Kennedy for the benefit of Ralston House - Arvada.**

Ralston House Child Advocacy Center helps child victims heal from abuse. Ralston House works with law enforcement, human services, district attorney's offices in Jefferson, Adams, Gilpin and Broomfield counties, and the community, to provide a safe place to investigate child abuse and ensure victim services for children who have been physically or sexually abused or witnessed violence.

If you'd like to piece your blocks into a quilt top, the size for Project Warm Hearts quilts is about 40" x 50".

Mail completed blocks to:  
CQC Warm Hearts  
6215 South Macon Way  
Englewood, CO 80111  
Betsy Stewart, Project Warm Hearts  
Email: [cqcwarmhearts@gmail.com](mailto:cqcwarmhearts@gmail.com)  
Phone: 303-726-4675

**Project Warm Hearts: # of blocks sent**

Name

Phone

Cell Phone

Email Address

Charity

Charity Contact

Information: <https://www.coloradoquiltingcouncil.com/project-warm-hearts>





# Shirley Sanden Memorial Scholarship

Shirley Sanden  
Memorial Fund  
monies are  
available now for  
attending  
quilting events!

Donations to the fund may be sent to:  
Memorial Scholarship Fund  
c/o Colorado Quilting Council,  
P.O. Box 295,  
Wheat Ridge, CO  
80034-0295

## Shirley Sanden Memorial Scholarship

In memory and honor of Shirley's dedication to the Colorado Quilting Council, a memorial fund has been established. The fund awards scholarships to members wanting to further their quilting knowledge.

The Colorado Quilting Council, Inc. would like to invite its members to enjoy learning a new skill or technique. Whatever you're interested in, be it one of our workshops or classes from another quilt shop or event, submit the following application for consideration.

The deadline for scholarship applications is the last day of each month. Applications will be available each month at the meeting and can also be downloaded from the CQC website; form located under the "More" tab, then in the drop down menu under "Shirley Sanden Fund".

Quilt items and quilted pieces are raffled at the general meeting as a fundraiser for the Shirley Sanden Fund. We accept donations of finished and unfinished items to raffle. Volunteers will finish items that need to be completed. Raffle tickets are sold for \$1.00 a piece, with items raffling that same day or in some cases, with larger items, in a couple of months. Check out the items each month that are being raffled!

**If you are interested in applying for a Scholarship or donating raffle items, please contact Sue Keck or Lucille Rypinski for further information; [ksusankeck@aol.com](mailto:ksusankeck@aol.com) or [cckquilting@comcast.net](mailto:cckquilting@comcast.net)**

Name
Street Address
City, State, Zip
Phone(s)
Email Address
Date, Time, Location of Class/Workshop
Instructor Name & Type of Instruction
Reason for Class Attendance
How will you use this experience in your work or will you share it with others?
Describe your quilting experience.

**The Colorado Quilting Council, Inc. (CQC)** is a statewide organization of people interested in preserving the heritage of quilting, promoting excellence in quilting and related arts, and in providing a source of information and inspiration. Membership dues are \$30/year with the newsletter online and \$70 with the newsletter mailed. Membership is for 12 months. Membership pins can be replaced for \$25. The guest fee at general meetings is \$10.

*Colorado Threads*, the official publication of CQC, is published and mailed 11 times a year. The council reserves the right to select articles and advertising that reflect the purposes of the council. Articles, photos and advertisements need to be submitted to the editor at [cqceditor@gmail.com](mailto:cqceditor@gmail.com) by the 15th of the preceding month.

Advertising in the newsletter is only available to members of CQC. The Business Directory is \$35 per year. Monthly ad prices are: Full page \$100, half page (horizontal) \$50, quarter page (vertical) \$35, and one-eighth page (horizontal) \$25. Request ad form and send fees to Dawn Pettinger/Advertising, Colorado Quilting Council, P.O. Box 295, Wheat Ridge, CO 80034-0295. Email copy and photos to the newsletter editor at [cqceditor@gmail.com](mailto:cqceditor@gmail.com).

Send address changes to: 1st Vice President for Membership,  
Colorado Quilting Council, Inc., P.O. Box 295,  
Wheat Ridge, CO 80034-0295.

For information on CQC:  
[www.coloradoquiltingcouncil.com](http://www.coloradoquiltingcouncil.com).

## Gifts and Grants Program

The Gifts and Grants program is to financially aid groups or individuals who support the art and growth of quilting. This can be funding for a project, supplies, or outreach. The Gifts and Grants Committee has received several requests and invites others who would like to apply to complete the application on our CQC website, or to contact the Chairperson. The requests will be reviewed by the committee and submitted to the CQC Board for approval.

Application can be accessed through the home page of the CQC Website:

[www.coloradoquiltingcouncil.com](http://www.coloradoquiltingcouncil.com). Click on the tab labeled, "More" and scroll to "Gifts and Grants Application" in the list of CQC Resources.

Contact  
**Betty Andrews**  
720-662-4564

[bettyandrews87@yahoo.com](mailto:bettyandrews87@yahoo.com)

## Hall of Fame Last Call for Nominations

This is the last opportunity to nominate a candidate for the CQC 2022 Hall of Fame Award. Please think about those special CQC members who devote so much of their time, year after year, to make this organization successful. It is time to recognize them and show our appreciation for their efforts. They are so deserving of this award!

A minimum of three nomination letters are required for consideration.

The current list of HOF recipients may be found on the CQC website; click on the tab labeled, "More" and then scroll to "CQC Awards".

### Hall of Fame

**DEADLINE JUNE 1<sup>st</sup>**

Submit nomination letters  
and ask questions:

**Jean Ruger, Chairperson**

[jruiger@hotmail.com](mailto:jruiger@hotmail.com)

Subject: Hall of Fame

## Show Your Continued Support with Your Membership Renewal

Current membership roster includes: 302 individual members, 72 business members, and 12 guilds and show members, for a grand total of 386 members. If your membership is up for renewal, you have three ways to update your membership benefits:

- ◆ New and renewing members may register and pay membership dues online (just be sure to scroll down past the Membership Form to find the online options at the bottom of the membership page) at [www.coloradoquiltingcouncil.com](http://www.coloradoquiltingcouncil.com).
- ◆ Turn in the completed membership form with your payment at any of our in-person meetings.
- ◆ If in-person or online registration or renewal are not for you, membership may also be obtained by completing the membership form found online at the CQC website and mailing it with your payment to:

Colorado Quilting Council  
Attn: Membership  
P. O. Box 295  
Wheat Ridge, CO 80034-0295  
**Dawn Pettinger**  
[dawnw1105@aol.com](mailto:dawnw1105@aol.com)  
or 303-857-4006.

### Support for Marshall Fire Victims

*The Sewing Circle of Fort Collins Says Thanks!*

"We know how much everyone cares to help those in our community that were so affected by the recent fires. We were able to take about 900 quilts, 200 pillowcases, 100 pillows and assorted other items to the Marshall Fire recovery center. We are certain they will all bring a smile to many faces!"

**Please direct any further donations to:**

**Marshall Fire Recovery Center**

9195 E. Mineral Avenue, Suite 200

Centennial, CO 80112

Main Phone Number: (720) 852-6600

Hours of Operation: 8 a.m. - 5 p.m.

State of Colorado Emergency Operations  
line: (303) 279-8855

## Outreach Award

### Last Call for Nominations

The CQC Outreach Award recognizes individuals or organizations that have made significant contributions to quilters or quilt making. The contribution may be educational, historical, creative or cultural. Recipients of this award do not need to be CQC members, or Colorado residents. Please note that this award is different from the Hall of Fame Award.

Nominations for the 2022 Outreach Award must be made by a CQC member, with three concurring CQC member signatures.

**Nominations should be submitted and received no later than June 1, 2022 for consideration.**

"CQC Outreach Nomination"  
**DEADLINE JUNE 1<sup>st</sup>**

**Jackie Anderson, Chairperson**

2655 Pine Knoll View

Colorado Springs, CO 80920

[jdaquilter@hotmail.com](mailto:jdaquilter@hotmail.com)

### Virtual Sit and Sew

In 2022, CQC will be hosting virtual Sit and Sew gatherings via Zoom each month. Members will be able to socialize with each other while working on individual projects in their own homes. Sit and Sew will be held on the third Wednesday each month from 6:30 p.m. until 9:00 p.m. This is very informal so feel free to join in at any time and leave early if needed. There is no cost to join in, although donations are welcome.

Zoom Sit & Sew Meeting Link:

[https://us02web.zoom.us/](https://us02web.zoom.us/j/82206623537)

[j/82206623537](https://us02web.zoom.us/j/82206623537)

**Schedule on CQC website.**

## Get Pieced In! Get Quilted In! Get Stitched In to CQC! A Call for Volunteers

As members of the *Colorado Quilting Council* our shared passion is quilt making. And just like the construction of a quilt requires many parts – pattern, fabrics, threads & batting – so too does our *Council* require many parts to make it operate. We are blessed by a rich tapestry of diversely talented members. And now is your opportunity to get "stitched in" to the quilt we call CQC!

YOU are a very unique person! You have skills and talents and abilities that YOU know about, and we'd love to know about these as well. It does not matter how big or small your talent is, what matters is your heart for giving to our organization! Every one of us is a like a piece of fabric – beautiful in and of itself, but paired together with other wonderful pieces, we become a quilt of beauty. Here are opportunities to get involved at our monthly General Meetings:

- Do you like to chat with people? Be a **GREETER** at our Membership table.
- Do you like to set up and take down tables and chairs? Be a **LOGISTICS HELPER**.
- Do you like to see quilts up close? Be a **HOLDER AND FOLDER** for Show and Tell.
- Do you like to peruse quilt books? Be a **LIBRARY ASSISTANT** at our Library table.
- Do you like to buy quilt fabric? Be a **FABRIC SELLER** at our Garage Sale table.
- Do you like to win and award prizes? Be a **DOOR PRIZE ASSISTANT**.

To get involved right away, please arrive to our General Meeting at 9:00 AM and tell us you're "here to help!"

Not sure where you fit in? What do YOU like to do?

Tell us about yourself and let us help you find a place to **Get Pieced In!**

Page 12 Colorado Threads • May 2022

For assistance in connecting with  
Committee Chairs and Board  
Members, contact:

Steering Committee at:

[cqcsteeringcommittee@gmail.com](mailto:cqcsteeringcommittee@gmail.com)

Penny Christensen, Steering

Committee Facilitator

303-947-7834



# Committee Highlight Competition

## Through the Eyes of a Quilt Judge

"I have been told on more than one occasion, 'I don't really want to *show you* my quilt.' At my surprised look, the quilter will continue to say, 'Well, you *are* a Quilt Judge, and I don't want you to see all the mistakes I made on this quilt!'"

"Oh, WOW! Let me explain how this *judging thing* works! When I am in the role of a Judge and *judging quilts in a competitive quilt show*, yes, I am looking at (among other things) workmanship. I am informing the entrant where improvements can be made or commenting on the good work they have done.

"When I am *not* in the role of a Judge, I am *not judging* your quilt. I am, like you, appreciating the quilt. I am a fellow quilter, and I enjoy seeing other peoples' quilts. I take great pleasure in the experience of seeing and talking with others about their process, problems and learning how they were able to fix mistakes. I am looking to be inspired and energized to start or work on my own quilt. I am just like you when I am *not being a Judge!*"

Ellen Palmer joined the Documentation Committee when she first became a member of CQC in 2006. She admits, she knew nothing about the Competition Committee at the time! But when someone at a general meeting stood up and "invited" anyone to attend a Competition Committee training meeting, she got the curiosity bug, and went to the meeting. And Ellen has been on the Competition Committee ever since and loves it! Ellen scribed for 5 years, and eventually became a Judge herself, and has been one for 10 years.

The role of the Competition Committee is to scribe and judge quilts entered into competitive quilt shows. The requirements to be on this committee are: a person must be a CQC member, they must attend two training sessions per year, and they must "scribe" for judges for a minimum of two years. After that training a person may test to become a judge themselves.

At the present time the Competition Committee judges 20 County Fairs within the state, as well as the Colorado and Wyoming State Fairs, all during the months of July and August. The Competition Committee meets twice a year; one time in

early Spring, and one time in the Fall, scheduled this year for September 24<sup>th</sup>. Anyone is welcome to attend a training meeting or an "open" judging (which means it is open to the public) at one of the fairs.

So, here's an invitation to meet one of CQC's members, who just happens to also be a Judge! Connect with Ellen, "the quilter", in appreciating the quilts displayed in our Show and Tell, or chat with her about current quilting projects. And then come join Ellen, "the Judge" and observe her as she and her committee judges quilts in a competition.

Consider joining the Competition Committee for this summer's slate of competitive shows. Travel to the County and State Fairs to learn more about what makes an awarding-winning quilt, and begin scribing for a judge! "*It is always fun to be submerged in what we love!*" says Ellen.

Competition Committee  
Ellen Palmer, Chairperson and  
Lead Judge  
[ellenpalmer@centurylink.net](mailto:ellenpalmer@centurylink.net)  
303-730-6080



[www.eQuilter.com](http://www.eQuilter.com)  
6201 Spine Rd, Boulder, CO 80301 USA  
Free USA Shipping on orders over \$100

## Online Shops

### Colorado Creations Quilting

849 Pope Drive, Erie, CO 80516

Email: [info@coloradocreationsquilting.com](mailto:info@coloradocreationsquilting.com)

Web: [coloradocreationsquilting.com](http://coloradocreationsquilting.com)

Contact: Jackie Vujcich

Jackie lectures and teaches quilt classes and workshops. Her online shop features nature-themed cotton and batik fabrics, pictorial and patchwork patterns, and kits and gift items.

### eQuilter

6201 Spine Road, Boulder, CO 80301

303-527-0856

8 a.m.-5 p.m. Monday-Friday

Web: [eQuilter.com](http://eQuilter.com)

Customer Service: [service@equilter.com](mailto:service@equilter.com)

Contact: Luana Rubin

Huge variety of high-quality quilt fabrics and sewing supplies. Sign up for e-newsletter for 1000 new products per month, plus weekly sales. 2% of sales donated to charity - \$1.75 million raised so far! Save on shipping by picking up at our Boulder warehouse.

### FabricBeadLady!

Web: [www.fabricbeadlady.etsy.com](http://www.fabricbeadlady.etsy.com)

## Guild Tours

303-362-3457; Owner, Anita Morgan

Web: [anita@guildtours.com](mailto:anita@guildtours.com)

Guild Tours specializes in creating tours for quilting enthusiasts, departing Denver. 2023 tours include QuiltWeek in Branson!, Journey to Paducah! and Castles and Crafts in the UK! Contact Anita Morgan for more information.

### Tidy Totes, etc.

[info@tidytotes.com](mailto:info@tidytotes.com)

402-376-2576; Fax: 402-376-1210

Owner: Bonnie Weaver

The Handy Sewing Accessory, ready to use or make your own. Wholesale orders welcome.

## Alamosa

### Alamosa Quilt Company

710 Del Sol Drive, Alamosa, CO 81101

719-937-2555

10 a.m.-5 p.m. Monday-Friday

10 a.m.-3 p.m. Saturday

Web: [alamosaquiltcompany.com](http://alamosaquiltcompany.com)

This shop specializes in modern fabrics and has cottons, flannels, wools and velvets plus Sue Spargo books, Aurifil thread, Bernina supplies and notions.

## Broomfield

### The Quilt Store

12710 Lowell Blvd

Broomfield, CO 80020

303-465-0750

10 a.m.-5 p.m. Monday-Saturday

Email: [dawna@thequiltstore.com](mailto:dawna@thequiltstore.com)

Web: [www.thequiltstore.com](http://www.thequiltstore.com)

Under new ownership! The Quilt Store is now home of **Dawna's Design Threads**. We still carry a large selection of fabrics, and now offer longarm quilting service and longarm supplies. Online store coming soon.

## Buena Vista

### Bev's Stitchery

202 Tabor Street, P.O. Box 1773

Buena Vista, CO 81211

719-395-8780

9:30 a.m.-5 p.m. Monday-Friday

9:30 a.m.-3 p.m. Saturday

Contact: Ray Zabloudil

Bev's sells fabric, notions, and needlework and quilting supplies, and offers classes.

## Canon City

### First Stitches Canon City

212 S. 4th Street, Canon City, CO 81212

719-285-8088

10 a.m.-5 p.m. Tuesday-Friday

10 a.m.-3 p.m. Saturday

Closed Sunday and Monday

Email: [kim@firststitches.com](mailto:kim@firststitches.com)

Web: [firststitches.com](http://firststitches.com)

Contact: Kimberly Smith

Janome, Baby Lock and Brother. Dealer carries fabric, notions and machine-embroidery supplies, and offers classes.

## Castle Rock

### Sew-Ciety

1025 S. Perry Street, Suite 101

Castle Rock, CO 80104

720-733-8102

10 a.m.-6 p.m. Monday-Friday

10 a.m.-5 p.m. Saturday

Email: [sew-ciety@sew-ciety.com](mailto:sew-ciety@sew-ciety.com)

Web: [sew-ciety.com](http://sew-ciety.com)

## Centennial

### Holly's Quilt Cabin

8210 S. Holly Street, Centennial, CO 80122

720-529-9659

9:30 a.m.-5 p.m. Monday-Saturday

Noon-4 p.m. Sunday

Email: [info@thequiltcabin.com](mailto:info@thequiltcabin.com)

Web: [thequiltcabin.com](http://thequiltcabin.com)

## Holly's Quilt Cabin (continued)

Holly's has more than 7,000 bolts of fabric by a variety of designers. The shop is home to Mountainpeak Creations pattern company.

## Colorado Springs

### High Country Quilts

4727 N. Academy Blvd.

Colorado Springs, CO 80918

719-598-1312

9:30 a.m.-6 p.m. Monday-Saturday

Email: [hc@hcquilts.com](mailto:hc@hcquilts.com)

Web: [hcquilts.com](http://hcquilts.com)

### High Country Quilts (continued)

Owners: Karen Rellaforde and Jean Wilt

This shop sells quilting supplies, fabric, Bernina sewing machines and APQS longarm quilting machines, and offers classes.

## Denver

### A Stitching Shop (aka Brazilian Embroidery)

4444 Morrison Road, Denver, CO 80219

303-727-8500

10 a.m.-5 p.m. Monday-Saturday

Web: [StitchingShop.com](http://StitchingShop.com)

Christine Hause teaches beginning to advanced classes and workshops in stitchery from canvas

to cross-stitch to quilt embellishment with silk ribbon and thread. She also lectures. Phone and mail orders are taken.

## Englewood

### Wooden Spools Quilting, Knitting & More!

2805 South Broadway, Englewood, CO 80113

303-761-9231

10 a.m.-5 p.m. Monday-Saturday

12 p.m.-4 p.m. Sunday

Web: [woodenspools.com](http://woodenspools.com)

Contact: Vicki Skigen

We carry Cherrywood Hand-Dyed Fabric!

## Cotton Sandwich Quilt Shop, LLC

170 Cessna Drive, Erie, CO 80516-8112

303-993-4061

Owner: Ruby J Earnshaw

Hours by appointment 10 a.m. to 5 p.m.

Monday-Saturday

Email: [cottonsandwich@gmail.com](mailto:cottonsandwich@gmail.com)

Web: [cottonsandwichquiltshop.com](http://cottonsandwichquiltshop.com)

This unique shop carries a variety of 100% Cotton Fabric, including novelty prints, quilt kits, fat quarter bundles, batting, quilt kits, patterns and notions. All with a friendly smile to welcome you!



## Golden

### Golden Quilt Company

1108 Washington Ave., Golden, CO 80401  
303-277-0717

10 a.m.-4:30 p.m. Monday, Wednesday-Saturday  
Closed on Tuesdays

Noon-4 p.m. Sunday

Email: [info@goldenquiltcompany.com](mailto:info@goldenquiltcompany.com)

Web: [goldenquiltcompany.com](http://goldenquiltcompany.com)

Owner: Nancy Swanton

This shop specializes in Kaffe Fassett, batik, bright, and black-and-white fabrics and carries notions, gifts, kits and finished quilts. It offers classes and machine-quilting services.

### Rocky Mountain Quilt Museum

200 Violet Street, Unit 140, Golden, CO 80401  
303-277-0377

10 a.m.-4 p.m. Monday-Saturday

Web: [rmqm.org](http://rmqm.org)

The museum's exhibits change quarterly. The gift shop carries quilts, quilt-related items, fabric, books and notions.

### The Silk Pincushion

1523 Ford St, Golden, CO 80401  
303-278-8813

Owners: Judy and Dennis Waln

Web: [www.thesilkpincushionboutique.com](http://www.thesilkpincushionboutique.com)

Web: [www.thesilkpincushion.com](http://www.thesilkpincushion.com)

Sewing Machine Repair

Certified Technician

## Greenwood Village

### The Quilted Cricket

5125 S. Clarkson St., Greenwood Village, CO 80121  
303-667-8846. Call for an appointment.

Email: [Crystal@Zagnoli.com](mailto:Crystal@Zagnoli.com)

Web: [thequiltedcricket.com](http://thequiltedcricket.com)

Contact: Crystal Zagnoli

The Quilted Cricket studio houses three 26"

Innova longarm machines. This business provides reasonably priced edge-to-edge and custom quilting services. No intake fees. No minimums.

## Highlands Ranch

### A Quilter's Choice - APQS West

8698 Aberdeen Circle, Highlands Ranch, CO 80130  
435-229-2703

Hours by appointment; call ahead.

Email: [aquilterschoice@gmail.com](mailto:aquilterschoice@gmail.com)

Web: [aquilterschoice.com](http://aquilterschoice.com)

Contact: Myrna Ficken

Quilt artist Myrna Ficken provides APQS machine sales and rentals, machine service, longarm and piecing classes, longarm supplies, and quilting service.

## Longmont

### The Presser Foot

2430 N. Main Street, Longmont, CO 80501  
303-485-6681

10 a.m.-5 p.m. Monday-Wednesday, Friday and

Saturday; 10 a.m.-6 p.m. Thursday

Email: [bernina@thepresserfoot.com](mailto:bernina@thepresserfoot.com)

Web: [thepresserfoot.com](http://thepresserfoot.com)

The Presser Foot sells Bernina sewing machines and accessories and services all brands of machines. The shop offers speciality classes and carries a variety of thread.

## Loveland

### Meadow Lane Stitching

1479 W. Eisenhower Blvd., Loveland, CO 80549  
Located inside Stitches Quilt Shop  
970-672-9693

11 a.m.-4 p.m. Thursday-Saturday

Web: [meadowlanestitching.com](http://meadowlanestitching.com)

Owner: Crystal Soderquist Wentz

This shop offers supplies, patterns, notions and classes for hand stitching, including embroidery, wool appliqué, sashiko and more. Also available: Longarm quilting.

## Milliken

### Eye of the Beholder Quilt Design

2324 Carriage Drive, Milliken, CO 80543  
970-330-6164

Email: [info@eobquilt.com](mailto:info@eobquilt.com)

Web: [eobquilt.com](http://eobquilt.com)

Owner: Margaret Brewster Willingham

Offering unique patterns inspired by the world around us for hand or machine, plus virtual & in-person workshops and lectures.

## Monument

### Sew in Tune

251 Front Street, Unit 12, Monument, CO 80132  
719-203-5642

10 a.m.-5 p.m. Monday-Saturday

Facebook: Sew-In-Tune

Instagram: sewintuneservicing

Web: [sewintuneservicing.com](http://sewintuneservicing.com)

A bright and welcoming shop with fabric from contemporary to modern, with a touch of traditional. Let us bring our pop-up shop to your meeting or retreat. Lectures and classes available, in-shop or your location. All brands service & repair.

## Pueblo

### First Stitches Pueblo

805 Eagleridge Blvd., #140, Pueblo, CO 81008  
719-225-8142

10 a.m.-5 p.m. Tuesday-Friday

10 a.m.-3 p.m. Saturday

Closed Sunday and Monday

## First Stitches Pueblo (continued)

Email: [kim@firststitches.com](mailto:kim@firststitches.com)

Web: [firststitchespueblo.com](http://firststitchespueblo.com)

Contact: Kimberly Smith

First Stitches provides sales and service for Baby Lock and Brother and Janome sewing machines. It offers fabric, machine embroidery supplies, notions and classes

## Stitcher's Garden

308 S. Union Ave., Pueblo, CO 81003  
719-545-3320

FAX: 719-545-3307

10 a.m.-5 p.m. Tuesday-Friday

10 a.m.-4 p.m. Saturday

Email: [stitchers\\_garden@yahoo.com](mailto:stitchers_garden@yahoo.com)

Contact: Sandy Strickland

Stitcher's Garden carries fabric, books, thread, notions, patterns and yarn, and offers classes.

## Laramie, Wyoming

### Quilt Essentials

314 S. 2nd Street, Laramie, WY 82070  
307-742-6156

10 a.m.-5:30 p.m. Monday-Saturday

Web: [quiltessentialslaramie.com](http://quiltessentialslaramie.com)

Contact: Kara Enyeart

Quilt Essentials carries a variety of fabrics, notions and patterns. The shop sponsors exhibits, events, classes and clubs.

Cañon City • Pueblo

First Stitches

Sewing Store & Quilt Shop

AUTHORIZED DEALER FOR



FOR THE LOVE OF SEWING

JANOME

brother  
at your side

Sewing Machines  
Notions  
FABRIC • & More

Pueblo  
805 Eagleridge Blvd.  
Suite #140

719-225-8142

Cañon City  
212 S. 4th  
Next to Train

719-285-8088

[www.firststitches.com](http://www.firststitches.com)

Southern Colorado's Hometown Sewing Store & Quilt Shop

# Quilt~a~Fair 2022

- 60 Vendors
- Silent Auction
- CQC Member Quilt Show

*Celebrate Quilting!*

Quilt Show & Vendor Market  
by The Colorado Quilting Council

## Special Kids Quilt Exhibit & Activities



Co-Sponsors



THE ROCKY MOUNTAIN  
**QUILT**  
M U S E U M

Shop For

- Patterns & Kits
- Fabric (cotton & wool & vintage)
- Sewing Machines & Longarms
- Notions & Batting

- \$10 Door Admission (\$8 on Sat)
- Children under 10 free
- Service dogs only

Boulder County Fairgrounds  
9595 Nelson Rd, Longmont

Sept 22, 23, 24  
9a-4p Thurs & Fri  
9a-3p Sat



**Show Information & Updates**  
[coloradoquiltingcouncil.com/quilt-a-fair](https://coloradoquiltingcouncil.com/quilt-a-fair)

Also  
Online

- ~Enter your quilt for member show.
- ~Sign up to volunteer and get free show entry!
- ~Purchase advance e-tickets.

Questions?  
Contact Dawn Mills,  
Chairperson  
(303) 929-8543

[cqcquiltafair@gmail.com](mailto:cqcquiltafair@gmail.com)



## Upcoming Workshops



### ***Building an Improv Toolbox with Sarah Goer***

**Sunday, July 24 and Sunday, July 31, 9-12 MST, via Zoom**

**Class Description:** In this fast-paced workshop for all levels of quilter, Sarah will teach a wide variety of improvisational piecing techniques. Discover how fun and easy it is to create these improv elements for use in your existing quilt projects, or as the start of a new project. Each prompt will be introduced and demonstrated; then time will be allowed for making one or more units with each technique.

*Save the Dates for these creative workshops!*

*MORE details to come on these, and other workshops, in future issues of Colorado Threads, and on the CQC Website!*



### ***Pigment Patchwork with Rhonda Denney***

**Sunday, August 28, 9-4 MST, via Zoom**

**Class Description:** In this special 1-day workshop, quilters will be introduced to Rhonda's *Pigment Patchwork* technique with a small (8" x 10") project, and experiment with pigments on fabric. Quilters can choose between two different patterns: Wild Roses or Rabbit. A required Supply Kit will be available for purchase from the instructor. At the end of the workshop quilters will be well on their way to creating a project!

## **Fall Retreat – Oct 7 – 9, 2022 - Save the Date!**



CQC will be having an in-person Fall Retreat from October 7 – 9, 2022, with Carolyn McCormick of CM Designs as our instructor. Carolyn is the creator of the Add-a-Quarter ruler, and she has designed a new pattern for CQC Fall Retreat based on an antique log cabin quilt displayed at the 2021 Quilt-a-Fair. This lovely quilt finishes at 68 inches square, and is composed of sixty-four pineapple blocks designed to produce a secondary circular pattern. A sample will be available to view at the monthly general meetings. Of course, fewer blocks can be made to create a sixteen-block table topper or eight-block table runner for a quicker finished project.

Fall Retreat will be held at a new location this year, the Hyatt Place Denver Tech Center, 8300 E Crescent Parkway, Englewood, CO (near I-25 and Belleview). Each room will have either a king-size bed, or 2 double beds. Each room also has a couch with a pull-out double mattress which can be used for a third or fourth in-room guest. The rooms have a small living area, a microwave, a refrigerator, and coffee maker. Our retreat will be held in a large meeting room which will accommodate up to 25 retreaters. Each person will have their own separate table for their sewing machine and cutting mat. This hotel has many amenities, including indoor swimming pool, exercise room and bar. More information can be found at [Hyatt Place Denver Tech Center](https://www.hyatt.com/en-US/hotel/colorado/hyatt-place-denver-tech-center). Breakfast and lunches will be included. Retreaters will be able to dine at any number of nearby restaurants or arrange to have dinner delivered. Member prices for the weekend are still being finalized and will be less than 2021 Fall Retreat prices. The class fee for the Pineapple Log Cabin will be \$65 per person. Registration forms will be available in the June newsletter with registration opening on June 15<sup>th</sup>. Please feel free to contact Carol Cook at [cook121@comcast.net](mailto:cook121@comcast.net) for additional information.

# April Board Meeting Minutes

CQC Board Meeting, abbreviated minutes April 12, 2022 6:00 p.m.

The meeting was called to order at 6:03 p.m. by Carol Cook, There were 21 board members present.

## New Business:

- ◆ Direction for who to contact for various actions – The following persons or contact routes should be used: Newsletter articles go to Jerry Gaul [cqceditor@gmail.com](mailto:cqceditor@gmail.com), by 15<sup>th</sup> of the month (preceding publication month); slides for general meeting Power Point go to Kaila Mills [kailamillscqc@gmail.com](mailto:kailamillscqc@gmail.com), by Monday prior to meeting; Membership information goes to Dawn Pettinger [dawnw1105@aol.com](mailto:dawnw1105@aol.com); Website information goes to Karen Truesdell [kstruesdell@msn.com](mailto:kstruesdell@msn.com); Eblast communications go to Mary Rush [mlrush4180@gmail.com](mailto:mlrush4180@gmail.com); and Committee Reports for board meeting go to Betty Andrews [bettyandrews87@yahoo.com](mailto:bettyandrews87@yahoo.com), by Sunday night prior to board meeting.
- ◆ Carol Cook presented a Power Point presentation of recommendations made by the Steering Committee for the future of CQC. The presentation summarized survey comments and priorities of our CQC members. Recommendations focused on items of high importance to our members, items that CQC uniquely provides, and items that fulfill our mission statement. Comments and questions from the board members were answered by Carol and the Steering Committee.

- ◆ Dawn Mills announced the link used for this meeting will be used for all future board meetings.

<https://us02web.zoom.us/j/84831292270>.

**Board Reports:** Due to limited time the board accepted reports as submitted by the committees. Detailed review and approval of the treasurer's reports, membership report, venue for Fall Retreat, and funding for a June in-person speaker and workshop was completed.

- ◆ **1<sup>st</sup> VP Membership, Dawn Pettinger** – The current CQC membership roster has a total of 386 members, 302 individuals, 72 businesses, and 12 guilds and shows.
- ◆ **2<sup>nd</sup> VP Programs 2022, Chris Jacques** – Upcoming programs for 2022 were discussed. Additional funds to cover the cost for an in-person program in June were approved by the board.
- ◆ **Treasurer, Karen Truesdell** – Karen presented our current bank balances and March income and expenses.

**Committee Reports:** Committee reports were submitted for the agenda and appear in full on our CQC website. Details of timelines and items needed for completion of the newsletter in a timely manner were discussed. Status of raffle ticket sales and opportunities for sales were reviewed. Deadlines for submitting nominations for Outreach award and Hall of Fame awards are June 1<sup>st</sup>.

Meeting was adjourned at 8:27 p.m.

Respectfully submitted by  
Betty Andrews, Recording Secretary

# General Meeting Minutes

Colorado Quilting Council Abbreviated General Meeting Minutes for April 23, 2022. Meeting began at 10:15 a.m. with 88 members and two guests present in person and on Zoom. Meeting was held at Waterstone Community Church in Littleton, Colorado. The general membership meeting was called to order by Carol Cook, representative of the Steering Committee. The purpose of the steering committee, its members, and the need for volunteers for President and other key positions was reinforced by Carol.

Karen Hadfield announced current raffle quilt ticket sales stand at \$2,638. The raffle quilt "Circular Fascination" will be at the Greeley Arts Picnic, the Black Forest Quilt show, and Quilt-a-Fair venues.

Chris Jacques introduced Melissa DeLéon Mason speaking on "From Historic Creation to Modern Inspiration". Her workshop will be April 30th.

Carol Cook presented a slide summary of the survey responses from 256 members. The Steering Committee members worked to review the surveys, analyze the responses and comments, and correlate priorities as presented by members. Recommendations

of the Steering Committee for future focus of CQC were reviewed. Membership was given an opportunity to ask questions and make comments. Suggestions and comments from members were recorded for review by the Steering Committee.

Secretary, Treasurer, Membership, and Programs reports were reviewed and approved as needed. Committee reports were presented including deadlines for Outreach and Hall of Fame award nominations, Virtual Sit and Sew dates, Spring and Fall Retreat dates and Quilt-a-Fair updates. Applications for the Gifts and Grants program were requested. Project Warm Hearts awarded a quilt to Rhonda Kennedy for Ralston House. Quilt kits, tops to be quilted, and quilts to be bound are ready for members to complete.

The meeting ended with Show and Tell and door prizes.

Meeting was adjourned at 1:10 p.m.

Respectfully submitted, Betty Andrews Secretary



## Balance March 31, 2022

1st Bank Checking	23,586.63
1st Bank Pay Pal Funds	2,573.33
1st Bank Raffle Account	8,606.07
Subtotal	34,766.03
1st Bank Shirley Sanden Restricted Fund	3,309.59
1st Bank Saving CD (Maturity 3/23/22) closed	
1st Bank Money Market Savings	69,317.84
<b>Total Funds</b>	<b>\$ 107,393.46</b>

**A Reminder to Log Your Volunteer Hours ! On the front page of the CQC Website—look for the link for “Track It Forward”.**

## March 2022 Actuals

	<u>Income</u>	<u>Expense</u>	<u>Total</u>
Bookkeeper		1,000.00	(1,000.00)
Communications		0.00	0.00
Competition		150.00	(150.00)
Corporate	462.11	322.45	139.66
Hall of Fame		0.00	0.00
Hospitality		792.60	(792.60)
Membership	1,670.00	15.40	1,654.60
Newsletter Adv	875.00		875.00
Newsletter	465.00	296.52	168.48
Quilt A Fair	11,880.00	613.37	11,266.63
Programs 2022	75.00	459.08	(384.08)
Property		0.00	0.00
Raffle Ticket Sales	1,347.00	0.00	1,347.00
Spring Retreat	5,100.00	0.00	5,100.00
Treasurer	3.11	0.00	3.11
Website		0.00	0.00
<b>Totals</b>	<b>21,877.22</b>	<b>3,649.42</b>	<b>18,227.80</b>

## Approved Budget for 2022

	<u>Income</u>	<u>Expense</u>	<u>Total</u>
Bookkeeper		\$4,000	\$-4,000
Charity Quilts Proj		\$50	-\$50
Communications		\$6,000	-\$6,000
Competition	\$90	\$790	-\$700
Corporate	\$3,500	\$1,700	\$1,800
Fall Retreat	\$7,000	\$6,840	\$160
Games Manager		\$120	-\$120
Gifts & Grants		\$1,500	-\$1,500
Hall of Fame		\$300	-\$300
Historical Doc	\$1,080	\$500	\$580
Hospitality		\$7,950	-\$7,950
Library	\$280	\$280	\$0
Membership	\$12,200	\$1,168	\$11,032
Newsletter Adv	\$3,200		\$3,200
Newsletter	\$4,200	\$4,100	\$100

	<u>Income</u>	<u>Expense</u>	<u>Total</u>
Outreach		\$50	-\$50
Programs 2022	\$9,750	\$10,040	-\$290
Property		\$4,958	-\$4,958
Quilt A Fair	\$50,000	\$15,000	\$35,000
Quilt Collection		\$50	-\$50
Raffle Quilt		\$600	-\$600
Raffle Ticket Sales	\$5,000	\$1,000	\$4,000
Spring Retreat	\$8,000	\$7,800	\$200
Treasurer	\$10	\$1,100	-\$1,090
Volunteer Recognition		\$120	-\$120
Website		\$240	-\$240
<b>Totals</b>	<b>\$104,310</b>	<b>\$76,256</b>	<b>\$28,054</b>

	<u>2019</u>	<u>2020</u>	<u>2021</u>
Income	\$109,805	\$30,695	\$105,859
Expense	\$92,330	\$34,138	\$57,813



AmazonSmile.com is a website operated by Amazon with the same products, prices and shopping features as Amazon.com. The difference is when you shop on AmazonSmile, the AmazonSmile Foundation donates 5% of the purchase price of eligible products to the charitable organization of your choice. Every item available for purchase on amazon.com is available on AmazonSmile at the same price. Designate your purchase for Colorado Quilting Council.



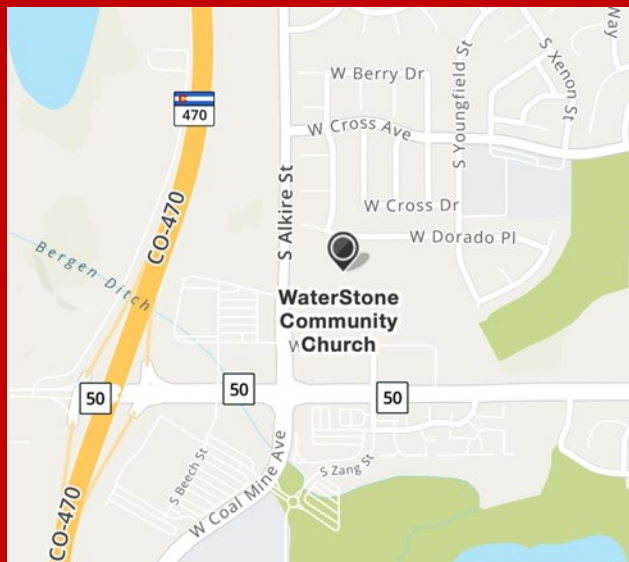
## Colorado Threads

Newsletter of  
The Colorado Quilting Council, Inc.  
P.O. Box 295  
Wheat Ridge, CO 80034-0295

### Important

### Things To-Do!

- ☒ Help at CQC Meetings
- ☒ Volunteer for a CQC Committee
- ☒ Sign up for Workshops
- ☒ Enter your Kids Quilt for Quilt-a-Fair
- ☒ Enter your Quilt for Quilt-a-Fair
- ☒ Volunteer for Quilt-a-Fair



### May's Meeting Agenda 5/21/2022

**9:30 – Registration**

**10:00 – Speaker Presentation**

**11:30 – Business Meeting  
Plus Show & Tell, Door Prizes**

2022 CQC general meetings will be presented in person at Waterstone Community Church, 5890 S. Alkire St., Littleton, CO 80127. A Zoom link to the meeting is also available. Contact [cqsteeringcommittee@gmail.com](mailto:cqsteeringcommittee@gmail.com) with questions.

**[www.coloradoquiltingcouncil.com](http://www.coloradoquiltingcouncil.com)**